**AGENDA**
**BENTON COUNTY PUBLIC UTILITY DISTRICT NO. 1**
**COMMISSION MEETING**

Tuesday October 13, 2020 9:00 a.m.
*2721 West 10th Ave., Kennewick*
**The meeting is open to public attendance via telephonic means.**
**The conference call line is:**
**1-469-998-5874**
**Conference ID: 248 866 392#**

1. Pledge of Allegiance

2. Open Public Hearing – Discussion on the District's consideration to Surplus and Sale to the City of Richland Electric Distribution Facilities.
   a) Staff Presentation/Commission Discussion
   b) Accept Public Comment
   c) Close Public Hearing

3. Resolution No. 2554, Authorizing the Surplus and Sale of Electric Distribution Facilities and Transfer of Associated Property Rights to the City of Richland Necessary for Servicing the "Reata Commercial Area, Rancho Del Ray No. 9, Lorayne J Phase 1 and Phase 2, And Meadow Springs Phase 1 and Phase 2" Located within the Service Area Boundary Line of the City of Richland.
   Action Item/Mike Irving *(pg.3)*

4. Public Comment

5. 2020 Bond Issue Summary and Recap
   Info. Only/Jon Meyer/Dick Schober, Piper Sandler & Co. *(pg.8)*

6. Treasurer's Report *(pg.16)*

7. Motion to change balances in the Designated Bond Insurance Replacement Account and Bond Reserve Account.
   Action Item/Keith Mercer *(pg.26)*

8. **APPROVAL OF CONSENT AGENDA**

*(All matters listed within the Consent Agenda have been distributed to each member of the Commission for reading and study, are considered to be routine, and will be enacted by one motion of the Commission with no separate discussion. If separate discussion is desired by any member of the Commission, that item will be removed from the Consent Agenda and placed on the Regular Agenda by request.)*

a) Minutes of regular commission meeting of September 22, 2020. *(pg.28)*
b) Vouchers dated October 13, 2020. *(pg.34)*
c) GPS Insight, Contract #16-15-06, Contract Change Order #4. *(pg.80)*
d) Palouse Power, LLC., Contract #20-21-18, Contract Change Order #1. *(pg.82)*
e) Quarterly Contract Activity Report to Commission. *(pg.85)*
f) Quarterly Broadband Service Orders Report to Commission. *(pg.96)*

9. **Report from Management**

10. **BUSINESS AGENDA**

a) Resolution No. 2555, Amending Language in the Street Lighting and Security Lighting Retail Electric Rate Schedules.
   Action Item/Keith Mercer *(pg.105)*

b) Motion Extending Temporary Changes to the District's Customer Service Rates and Policies
Action Item/Jon Meyer *(pg.117)*

c) Motion to Implement Long-Term Payment Arrangements and Changes to Pay as you Go
Action Item/Jon Meyer *(pg.121)*

11. Other Business
12. Future Planning
13. Meeting Reports
14. Executive Session

***(To request an accommodation to attend a commission meeting due to a disability, contact dunlapk@bentonpud.org or call (509) 582-1270, and the District will make every effort to reasonably accommodate identified needs.)***

| | |
|---|---|
| X | *Business Agenda* |
| | *Second Reading* |
| | *Consent Agenda* |
| | *Info Only/Possible Action* |
| | *Info Only* |

**COMMISSION MEETING AGENDA ITEM**

| | | |
|---|---|---|
| Subject: | Surplus and Sale of Electric Distribution Facilities to theCity of Richland | |
| Agenda Item No: | 3 | |
| Meeting Date: | October 13, 2020 | |
| Presented by: | Mike Irving | *Staff Presenting Item* |
| Approved by (dept): | Stephen B. Hunter | *Director/Manager* |
| Approved for Commission review: | Rick Dunn | *General Manager/Asst GM* |

**Motion for Commission Consideration**

Motion to adopt Resolution No. 2554 authorizing the surplus and sale of electric distribution facilities and transfer of associated property rights to the City of Richland necessary forservicing the "Reata Commercial Area" and Rancho Del Ray No 9 (Area One) as well as Lorayne JPhase 1 & 2 and Meadow Springs Phase 1 &2 (Area Two), all located within the service areaboundary of the City of Richland.

**Background**

A public hearing and staff presentation is scheduled for 9:00 am on October 13, 2020 to allow for public comment. At the conclusion of the public hearing a resolution will be recommended. In 2005, the District and the City of Richland "City" signed an Electrical Service Area and Facilities Purchase Agreement "Agreement" (District Contract #05-21-05) which among other things defines the parties' service areas and process for providing service as the City limits change. Per the process in the Agreement the City notified the district of their desire to acquire electrical facilities associated with "Reata Commercial Area", Lorayne J Phase 1 & 2, Meadow Springs Phase 1 &2, and Rancho Del Ray No. 9.

The total sale price of the Distribution Facilities was determined by staff to be $269,394.93 which includes depreciated value for lines and equipment of $227,155.95 and reintegration costs of $42,238.98 to modify the District's facilities for continued service to our customer in the area. The total sale price of the Distribution Facilities was determined by District staff using the methodology identified in the Agreement and has been approved by the City.

In addition to the cost of Distribution Facilities, the City is required by the Agreement to compensate the District for twelve months of gross retail revenues which totals $280,585.97. Staff recommends the proposed resolution be approved with an effective date of October 13, 2020 for transfer of facilities and associated customer accounts with actual planned cutover of facilities to occur between November 9-13, 2020.

**Summary**

The recommended resolution and associated transfer of ownership of certain Distribution Facilities to the City will ensure the District is operating in compliance with the Agreement.

**Fiscal Impact**

The City will pay the District a total of $549,980.90 for the Distribution Facilities and twelve months of gross retail revenue per the Agreement. This includes total compensation of $128,012.80 for Area One and $421,968.10 for Area Two. In future years beyond 2020 the District's operating revenue will be reduced by an amount similar to the $280,585.97 in gross annual retail revenues associated with the Area 1 and Area 2 accounts.

In addition to the direct monetary impacts, the District's Bonneville Power Administration Contract High Water Mark (CHWM) will be reduced by approximately 0.362 average megawatts (aMW) going forward. To put this in context, the District's current contract allocation of BPA energy on an annual basis is 204.282 aMW

**RESOLUTION NO. 2**554

October 13, 2020

**SURPLUS AND SALE OF ELECTRIC DISTRIBUTION FACILITIES AND TRANSFER OF ASSOCIATED PROPERTY RIGHTS TO THE CITY OF RICHLAND NECESSARY FOR SERVICING THE "REATA COMMERCIAL AREA, RANCHO DEL RAY NO. 9, LORAYNE J PHASE 1 AND PHASE 2, AND MEADOW SPRINGS PHASE 1 AND PHASE 2" LOCATED WITHIN THE SERVICE AREA BOUNDARY LINE OF THE CITY OF RICHLAND.**

WHEREAS, The Electrical Service Area and Facilities Purchase Agreement (Agreement) was made between Public Utility District No. 1 of Benton County (District) and the City of Richland (City) [District Contract #05-21-05]; AND,

WHEREAS, The Agreement includes provisions which require the District upon request by the City to transfer customers located within the City's Service Area, as defined in the Agreement, commencing in the year 2015; AND,

WHEREAS, the City has requested the sale and transfer of certain District electrical distribution facilities and associated easements necessary for providing service to customers located in and near Reata Commercial area, Rancho Del Ray No. 9, Lorayne J Phases 1 & 2, and Meadow Springs Phases 1 & 2, shown hereto as Exhibit A (the "Distribution Facilities"); AND

WHEREAS, the Agreement includes a formula for calculating the Plant Value associated with future transfer and sale of facilities; AND

WHEREAS, the Plant Value includes a component based on 12 months annual gross revenues associated with the facilities to be transferred and sold; AND

WHEREAS, the method for determining the value of facilities to be paid to the transferring party includes consideration for Contribution-in-Aid, Stranded Facilities less Salvage Value, and costs to Reintegrate the transferring party's other facilities; AND

WHEREAS, the District and City have mutually agreed upon a total value of facilities equal to $549,980.90; AND

WHEREAS the Commission hereby finds the Distribution Facilities to be obsolete, and unfit to be used in the operation of the District's electric system, no longer necessary, material

and useful in the District's operations, and are not required for continued service to constituents of the District; AND

WHEREAS the Commission has held a public hearing on the disposition of the Distribution Facilities; AND

WHEREAS the transfer and sale of property, real or personal, is authorized by RCW 54.48.030, et seq and RCW 54.16.180; AND

WHEREAS, the District and the City both have rights of Contract High Water Mark (CHWM) and Contract Demand Quantity (CDQ) under their respective power supply contracts with the Bonneville Power Administration (BPA), which rights must be transferred along with any annexation of service area load; AND

WHEREAS, the District and the City have mutually agreed upon the methodology of calculating and the actual amounts of CHWM and CDQ associated with this annexation.

NOW, THEREFORE, BE IT HEREBY RESOLVED By the Commission of Public Utility District No. 1 of Benton County, Washington that the Distribution Facilities be declared surplus to the District's needs because it is unfit, inadequate, and/or no longer necessary, material to, and useful in the District's operations; AND

BE IT FURTHER RESOLVED That the General Manager or the Assistant General Manager be authorized to execute any documents necessary to sell the Distribution Facilities for the sale price of $549,980.90.

BE IT FURTHER RESOLVED That the General Manager or the Assistant General Manager be authorized to adjust power supply contracts, and transfer easements associated with the Distribution Facilities, to the City of Richland in accordance with the terms and conditions of the Agreement.

Adopted by the Commission of Public Utility District No. 1 of Benton County, Washington, at an open public meeting this 13th day of October 2020.

_____
Jeff Hall, President

Attest:

_____
Barry Bush, Secretary

# EXHIBIT A

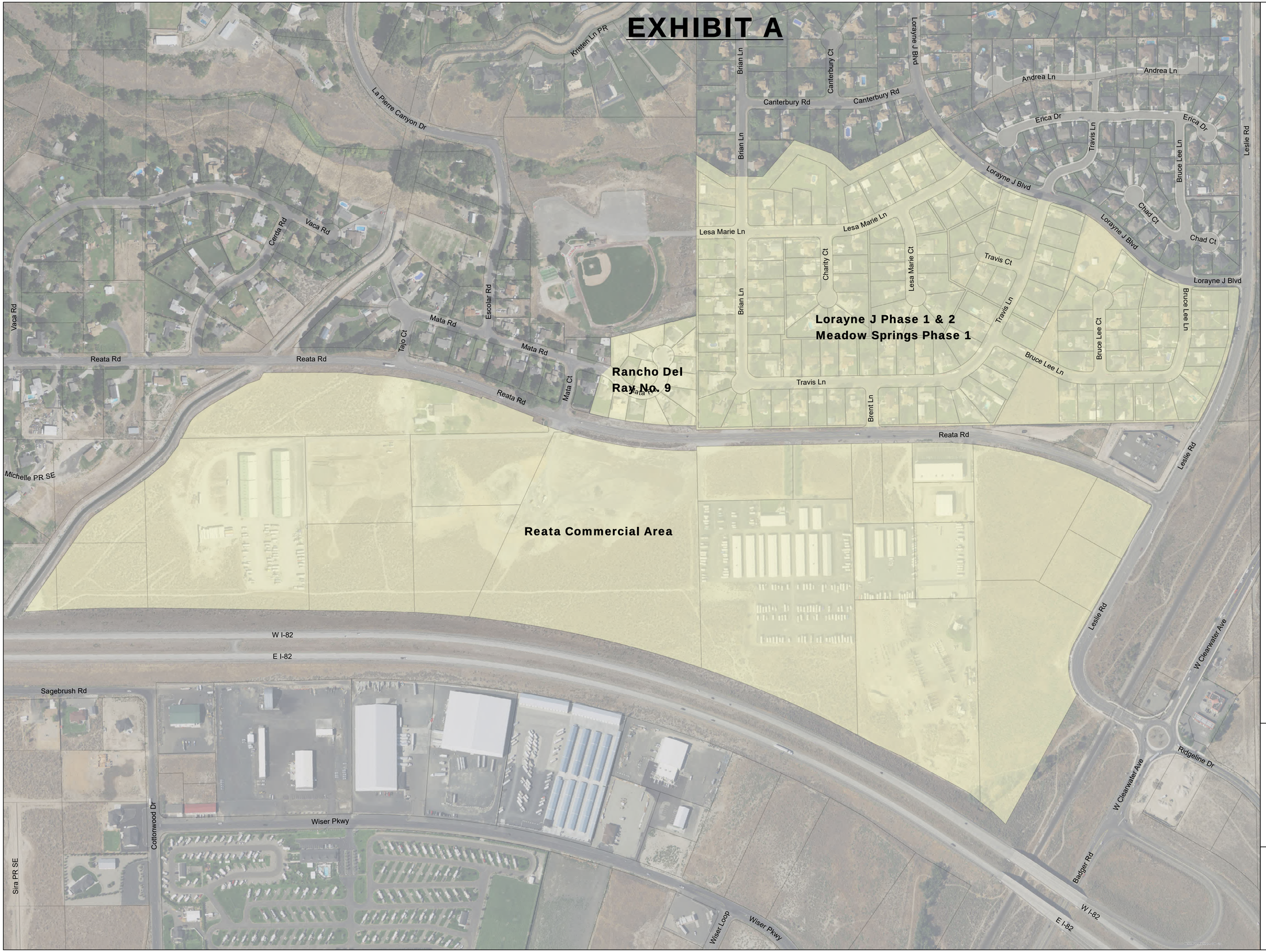


Legend

- Parcel Boundaries
- Transfer Area

## City of Richland Transfer Fall 2020

1 inch = 200 feet

Imagery: 2019

Index Map

BENTON P·U·D

Print Date: 9/10/2020

| | |
|---|---|
| | *Business Agenda* |
| | *Second Reading* |
| | *Consent Agenda* |
| | *Info Only/Possible Action* |
| ✓ | *Info Only* |

**COMMISSION MEETING AGENDA ITEM**

| | | |
|---|---|---|
| Subject: | 2020 Bond Issue Summary & Recap | |
| Agenda Item No: | 5 | |
| Meeting Date: | October 13, 2020 | |
| Presented by: | Jon Meyer | *Staff Presenting Item* |
| Approved by (dept): | Jon Meyer | *Director/Manager* |
| Approved for Commission review: | Rick Dunn | *General Manager/Asst GM* |

**Motion for Commission Consideration**

None.

**Background**

Staff will be joined by the District's Financial Advisor, Dick Schober of Piper Sandler & Co., who will provide a brief summary and recap of the 2020 Bond Issue which closed on September 29, 2020.

**Summary**

A recap of the 2020 Bond Issue will be provided.

**Fiscal Impact**

Issuing bonds will help spread the costs of core infrastructure over time to better align the costs with the benefits resulting in ratepayer equity. Issuing bonds removes the need for a near-term rate increase during a time of economic downturn while maintaining the Strategic Capital Plan and financial metrics.

PIPER | SANDLER

October 13, 2020

# Benton Public Utility District

## Post Sale Analysis

**Richard Schober**
**MANAGING DIRECTOR**
Tel: +1 206-628-2887
Email: Richard.Schober@psc.com

# Market Conditions Leading Up to the Sale

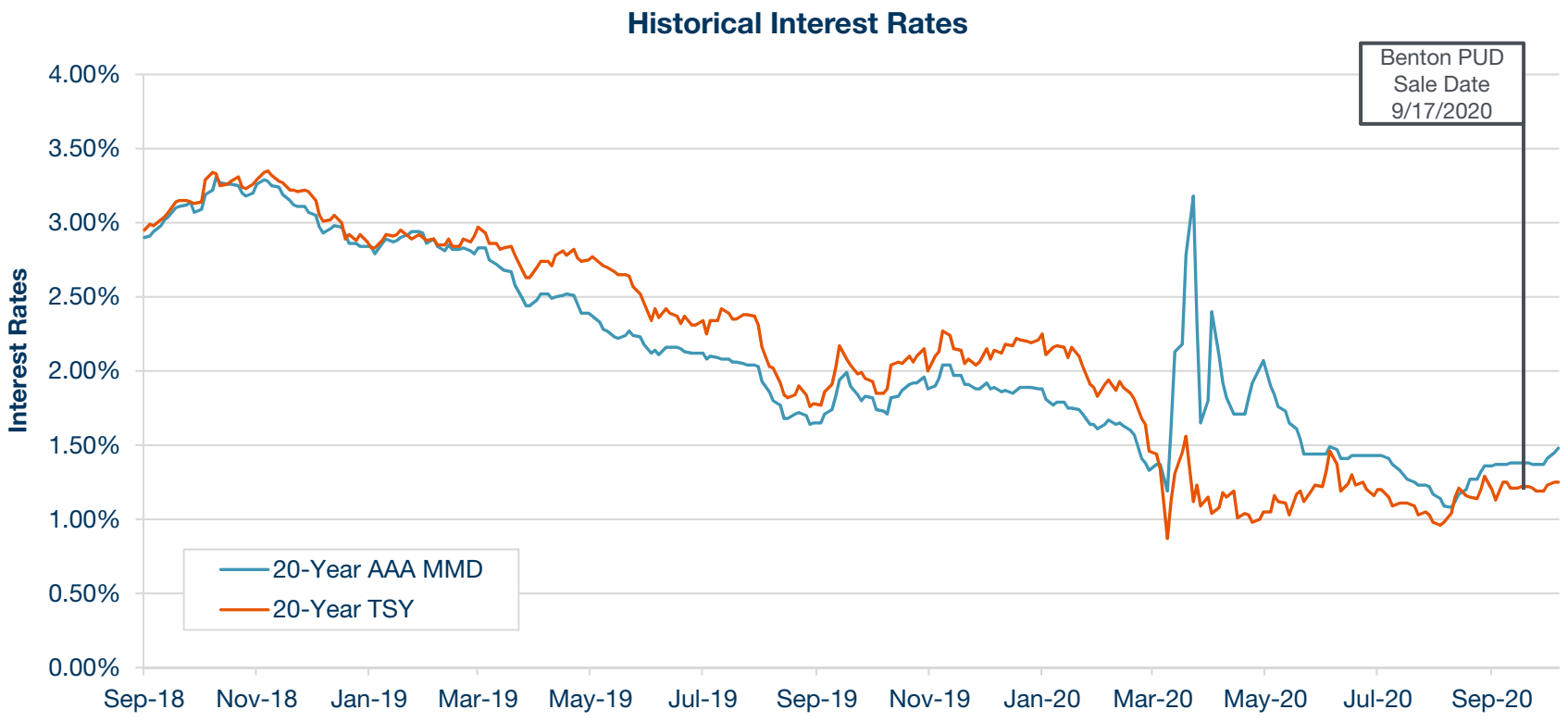

# Review of Transaction Structure and Goals

- Provide $20 million of project funds for planned capital expense
- Refunding Series 2011 Bonds:  Eliminating the DSRF for the Series 2020 Bonds and Future Bonds
  - Smooth Annual Debt Service in 2020-2021
  - Allowed for release of existing funds of approximately $1 million and eliminates potential for future required deposits
  - A surety policy was put in place extending coverage to 2041, addresses potential future shortfalls in the DSRF
  - District retains a small amount of debt service reserve cash through 2022 to meet ongoing requirement ($108,200)
- All-in borrowing cost to the District of combined Series A and Series B is 2.70%; Bonds closed on September 29, 2020

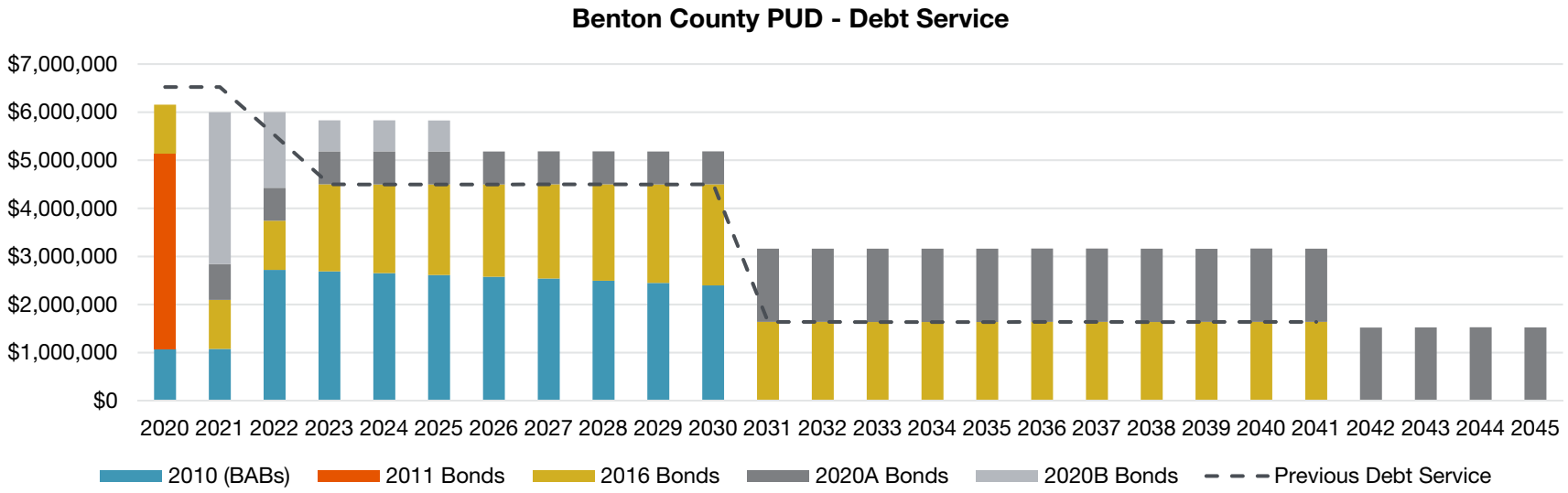

# Series A: Investors and Orders

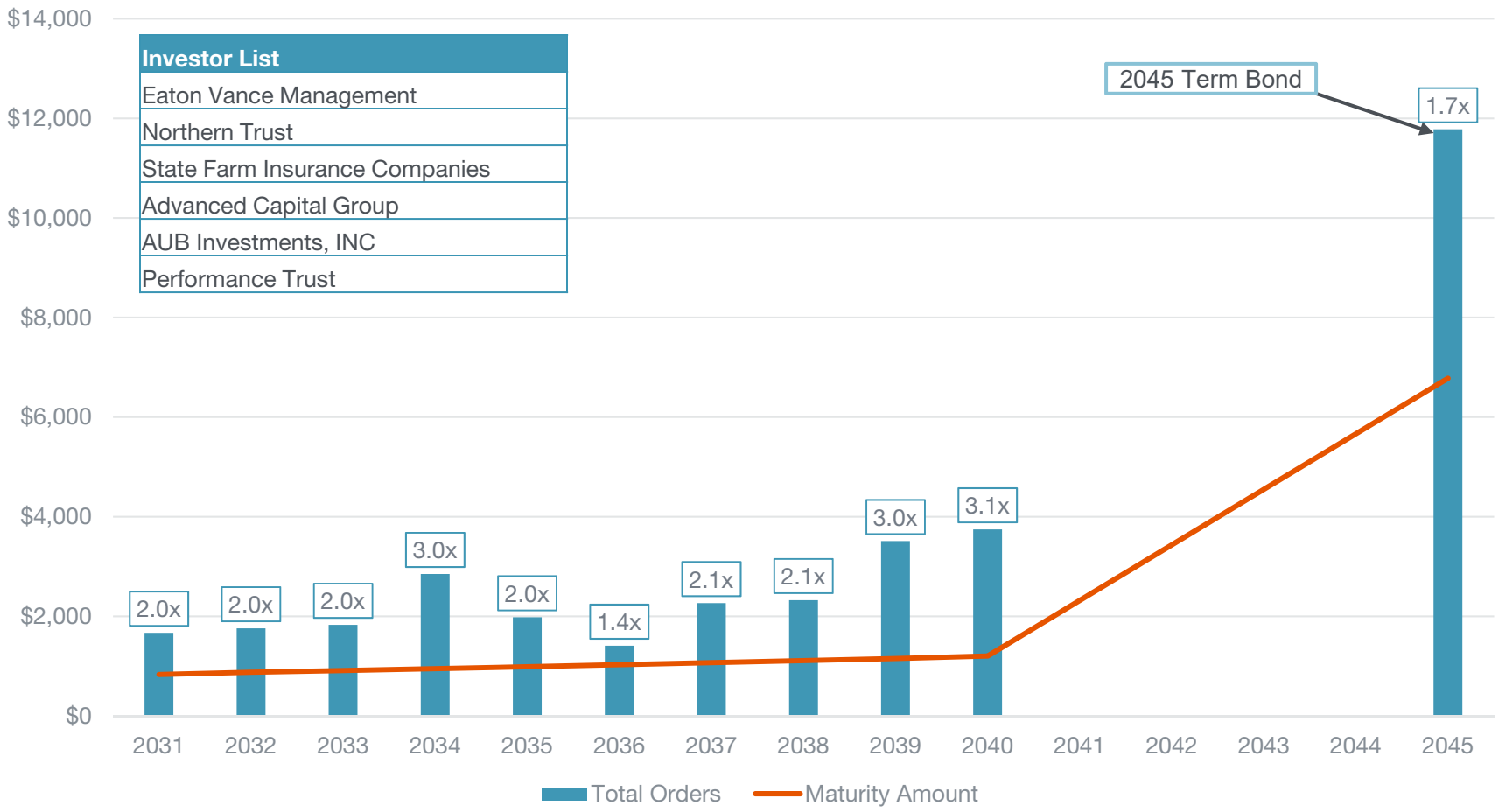

# Benton PUD Bond Pricing Progression Series A (Tax-Exempt)

| | | PRE-MARKETING SCALE | | | | RELEASE SCALE 9/17/2020 | | | | FINAL PRICING SCALE 9/17/2020 | | | | |
|---|---|---|---|---|---|---|---|---|---|---|---|---|---|---|
| Year | Amount | 11/1 MMD 9/15/2020 | Coupon | Yield | Spread to MMD | 11/1 MMD 9/16/2020 | Coupon | Yield | Spread to MMD | 11/1 MMD 9/17/2020 | Coupon | Yield | Spread to MMD | Change in Spread |
| 2031 | 835,000 | 0.92 | 5.00% | 1.32 | 0.40 | 0.92 | 5.00% | 1.32 | 0.40 | 0.91 | 5.00% | 1.31 | 0.40 | 0.00 |
| 2032 | 880,000 | 1.00 | 4.00% | 1.50 | 0.50 | 1.00 | 4.00% | 1.50 | 0.50 | 0.99 | 4.00% | 1.49 | 0.50 | 0.00 |
| 2033 | 915,000 | 1.08 | 4.00% | 1.63 | 0.55 | 1.08 | 4.00% | 1.63 | 0.55 | 1.07 | 4.00% | 1.62 | 0.55 | 0.00 |
| 2034 | 950,000 | 1.12 | 4.00% | 1.72 | 0.60 | 1.12 | 4.00% | 1.70 | 0.58 | 1.12 | 4.00% | 1.68 | 0.56 | -0.04 |
| 2035 | 990,000 | 1.17 | 4.00% | 1.79 | 0.62 | 1.17 | 4.00% | 1.77 | 0.60 | 1.17 | 4.00% | 1.76 | 0.59 | -0.03 |
| 2036 | 1,030,000 | 1.22 | 4.00% | 1.87 | 0.65 | 1.22 | 4.00% | 1.82 | 0.60 | 1.22 | 4.00% | 1.82 | 0.60 | -0.05 |
| 2037 | 1,070,000 | 1.26 | 4.00% | 1.91 | 0.65 | 1.26 | 4.00% | 1.86 | 0.60 | 1.26 | 4.00% | 1.85 | 0.59 | -0.06 |
| 2038 | 1,115,000 | 1.30 | 4.00% | 1.95 | 0.65 | 1.30 | 4.00% | 1.90 | 0.60 | 1.30 | 4.00% | 1.89 | 0.59 | -0.06 |
| 2039 | 1,155,000 | 1.34 | 4.00% | 1.99 | 0.65 | 1.34 | 4.00% | 1.94 | 0.60 | 1.34 | 4.00% | 1.92 | 0.58 | -0.07 |
| 2040 | 1,205,000 | 1.38 | 4.00% | 2.03 | 0.65 | 1.38 | 4.00% | 1.98 | 0.60 | 1.38 | 4.00% | 1.96 | 0.58 | -0.07 |
| 2041 | | | | | | | | | | | | | | |
| 2042 | | | | | | | | | | | | | | |
| 2043 | | | | | | | | | | | | | | |
| 2044 | | | | | | | | | | | | | | |
| 2045 | 6,780,000 | 1.53 | 4.00 | 2.18 | 0.65 | 1.53 | 4.00% | 2.18 | 0.65 | 1.53 | 4.00% | 2.18 | 0.65 | 0.00 |

# Series B: Investors and Orders

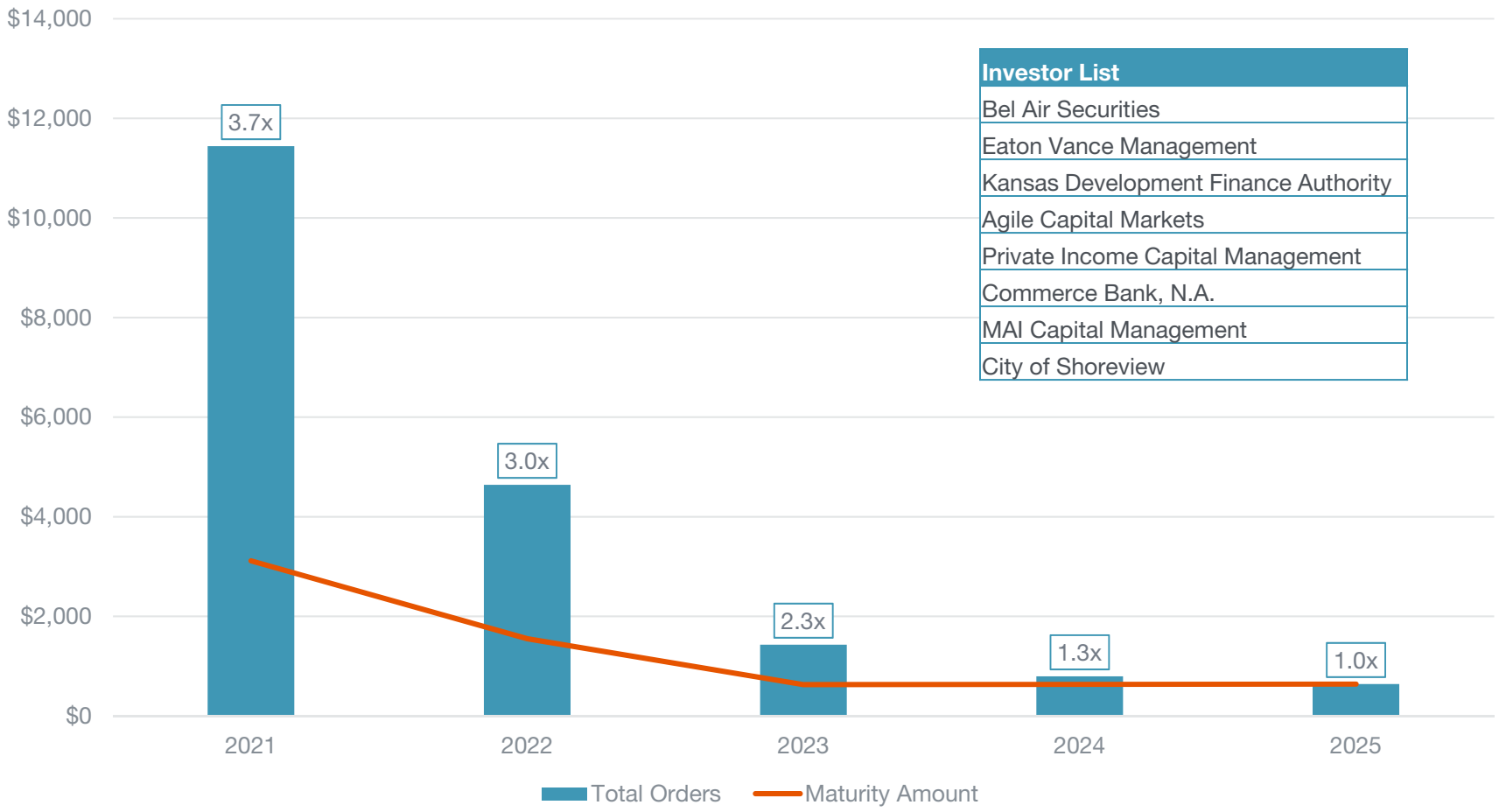


| Investor List |
|---|
| Bel Air Securities |
| Eaton Vance Management |
| Kansas Development Finance Authority |
| Agile Capital Markets |
| Private Income Capital Management |
| Commerce Bank, N.A. |
| MAI Capital Management |
| City of Shoreview |

# Benton PUD Bond Pricing Progression Series B (Taxable)

| Year | Amount | Treasury | PREMLIMINARY SCALE 9/16/2020 Treasury Rate | Yield | Spread | FINAL SCALE 9/17/2020 Treasury Rate | Yield | Spread | Change In Spread |
|---|---|---|---|---|---|---|---|---|---|
| 2021 | 3,105,000 | 2-Year | 0.143 | 0.443 | 0.300 | 0.125 | 0.40 | 0.28 | -0.025 |
| 2022 | 1,545,000 | 2-Year | 0.143 | 0.543 | 0.400 | 0.125 | 0.50 | 0.38 | -0.025 |
| 2023 | 635,000 | 3-Year | 0.167 | 0.667 | 0.500 | 0.125 | 0.63 | 0.51 | 0.005 |
| 2024 | 640,000 | 5-Year | 0.274 | 0.824 | 0.550 | 0.250 | 0.81 | 0.56 | 0.010 |
| 2025 | 645,000 | 5-Year | 0.274 | 0.974 | 0.700 | 0.250 | 0.96 | 0.71 | 0.010 |

# PUBLIC UTILITY DISTRICT NO. 1 OF BENTON CO., WA.

## TREASURER'S REPORT TO COMMISSION FOR SEPTEMBER 2020

*Oct 5, 2020*

Final

| REVENUE FUND: | | RECEIPTS | DISBURSEMENTS | BALANCE |
|---|---|---|---|---|
| 09/01/20 | **Cash Balance** | | | $ 2,539,187.02 |
| | Collections | $ 14,452,131.02 | | |
| | Investments Matured | 8,512,326.36 | | |
| | Bond Proceeds | 20,007,652.47 | | |
| | Transfer from Debt Service Fund | 3,815,208.34 | | |
| | EFT Taxes | | $ 889,851.80 | |
| | Checks Paid | | 1,685,534.30 | |
| | Debt Service to Unrestricted | | 3,815,208.34 | |
| | Debt Service to Restricted | | 512,326.36 | |
| | Investments Purchased | | 4,507,085.58 | |
| | Deferred Compensation | | 121,158.34 | |
| | Department of Retirement Systems | | 243,474.14 | |
| | Purchase Inv | | - | |
| | Special Fund-Construction Funds | | - | |
| | Purchased Power | | 7,807,158.89 | |
| | Direct Deposit - Payroll & AP | | 2,971,663.43 | |
| | Credit Card Fees | | 31,719.91 | |
| | Miscellaneous - 2011 Bond Principal/Interest ($3.8M), Bond Surety ($192 | | 4,013,253.01 | |
| | Sub-total | $ 46,787,318.19 | $ 26,598,434.10 | |
| 09/30/20 | **Cash Balance** | | | **$ 22,728,071.11** |

| Investment Activity | Balance 09/01/20 | Purchased | Matured | LGIP Interest | Balance 09/30/20 |
|---|---|---|---|---|---|
| | **$40,741,965.71** | 5,012,326.36 | 8,512,326.36 | $7,085.58 | **$37,249,051.29** |

| Check Activity | Balance 09/01/20 | Issued | Redeemed | Cancelled* | Balance 09/30/20 |
|---|---|---|---|---|---|
| | **$180,782.36** | $2,155,138.89 | $1,685,534.30 | $667.30 | **$649,719.65** |

| **Unrestricted Reserves:** | | 09/01/20 | 09/30/20 | Change |
|---|---|---|---|---|
| Minimum Operating Reserves (90 DCOH) Incl. RSA | (1) | $ 35,255,970.00 | $ 35,255,970.00 | $ - |
| Designated Reserves (Bond Insurance Replacement) | | 2,612,152.17 | 2,612,152.17 | - |
| Designated Reserves (Customer Deposits Account) | | 1,900,000.00 | 1,900,000.00 | - |
| Designated Reserves (Power Market Volatility Account) | | 1,229,168.70 | 1,229,168.70 | - |
| Designated Reserves (Special Capital Account) | | - | - | - |
| Undesignated Reserves (DCOH 3 days) | (2) | (2,832,216.72) | 1,347,555.46 | 4,179,772.18 |
| **Unrestricted Reserves Total** | | **38,165,074.15** | **42,344,846.33** | **4,179,772.18** |
| **DCOH** - Beginning and Ending of Month | | 97 | 108 | |
| **DCOH** - Year-end Projection (Unrestricted $45.2M) | (3) | 115 | 115 | |
| **DCOH** - Year-end Projection (Construction $10.0M) | (3) | 26 | 26 | |
| **Restricted Reserves:** | | | | |
| Bond Reserve Account | | $ 1,107,865.13 | $1,107,865.13 | - |
| Construction Account | | - | 15,819,079.47 | 15,819,079.47 |
| Bond Redemption Accounts | | 4,008,213.45 | 705,331.47 | (3,302,881.98) |
| **Restricted Reserves Total** | | **5,116,078.58** | **17,632,276.07** | **12,516,197.49** |
| **TOTAL RESERVES** | | **$ 43,281,152.73** | **$ 59,977,122.40** | **$ 16,695,969.67** |

*(1) RSA (Rate Stabilization Account): $7,500,000.00*

*(2) Undesignated Reserves are periodically reviewed to reallocate to the Designated Reserve accounts*

*(3) Year-end projection includes $20 million bond issue and estimated COVID-19 impacts*

*Prepared by:* Keith Mercer
**Keith Mercer, Treasurer**

*Certified by:* Jon Meyer
**Jon Meyer, Auditor**

# CASH & INVESTMENTS SUMMARY

as of September 30, 2020

| | |
|---|---|
| **Average Weighted Yield** | **0.206%** |
| **Average Days to Maturity** | **0** |

| Maturity Date | Investment Instrument | Financial Institution | Call Provisions | Yield | Investment Date | Amount |
|---|---|---|---|---|---|---|
| | | | | TOTAL SECURITIES | | - |
| Daily | LGIP** | | N/A | 0.206% | Varied | 37,249,052 |
| | | | | **TOTAL INVESTMENTS** | | 37,249,052 |
| | | | | **CASH** | | 22,728,071 |
| | | | | **TOTAL CASH & INVESTMENTS** | | **$ 59,977,123** |

** Held in custody at Wells Fargo Bank*

*** Local Government Investment Pool*

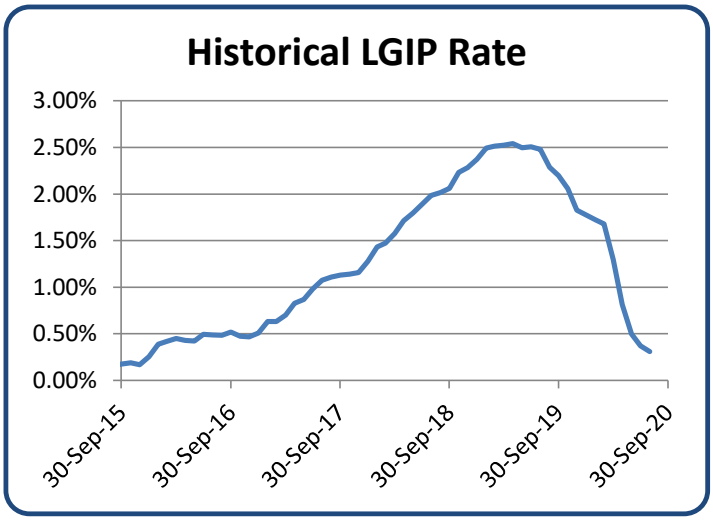


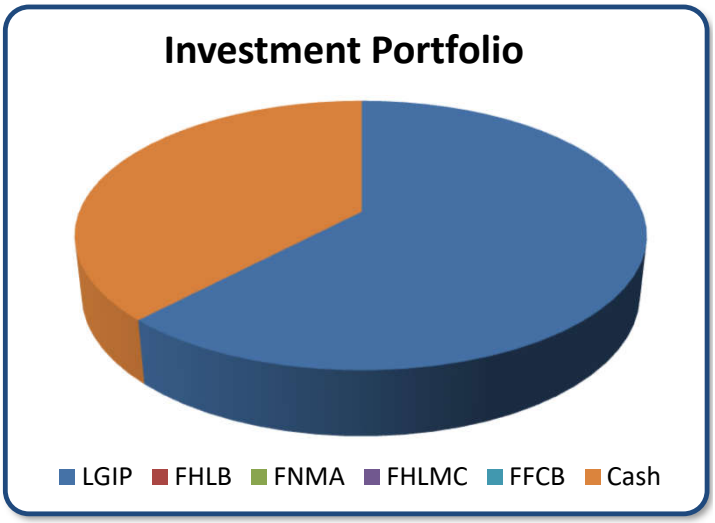


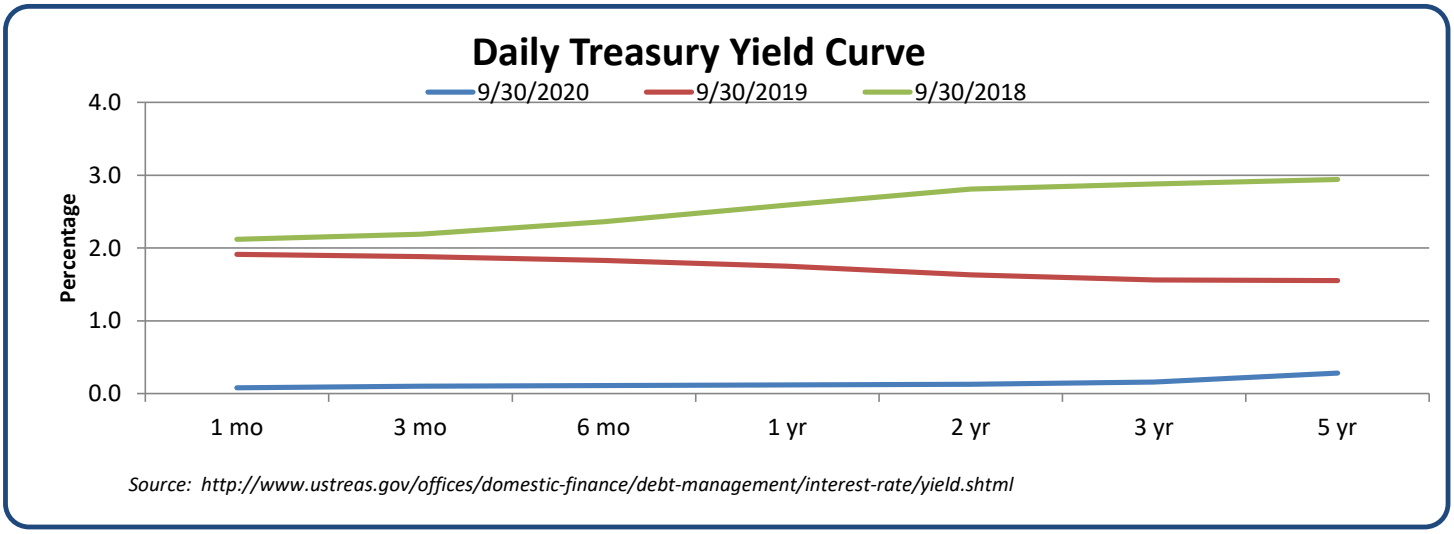


*Source: http://www.ustreas.gov/offices/domestic-finance/debt-management/interest-rate/yield.shtml*

| | 2020 | | | | | | | | | | | | 2021 | | | | | | | | | | | | 2022 | | | | | | | | | | | |
|---|---|---|---|---|---|---|---|---|---|---|---|---|---|---|---|---|---|---|---|---|---|---|---|---|---|---|---|---|---|---|---|---|---|---|---|---|
| | J | F | M | A | M | J | J | A | S | O | N | D | J | F | M | A | M | J | J | A | S | O | N | D | J | F | M | A | M | J | J | A | S | O | N | D |
| - - | | | | | | | | | | | | | | | | | | | | | | | | | | | | | | | | | | | | |

# Unrestricted Reserves and Days Cash on Hand (DCOH)

#1

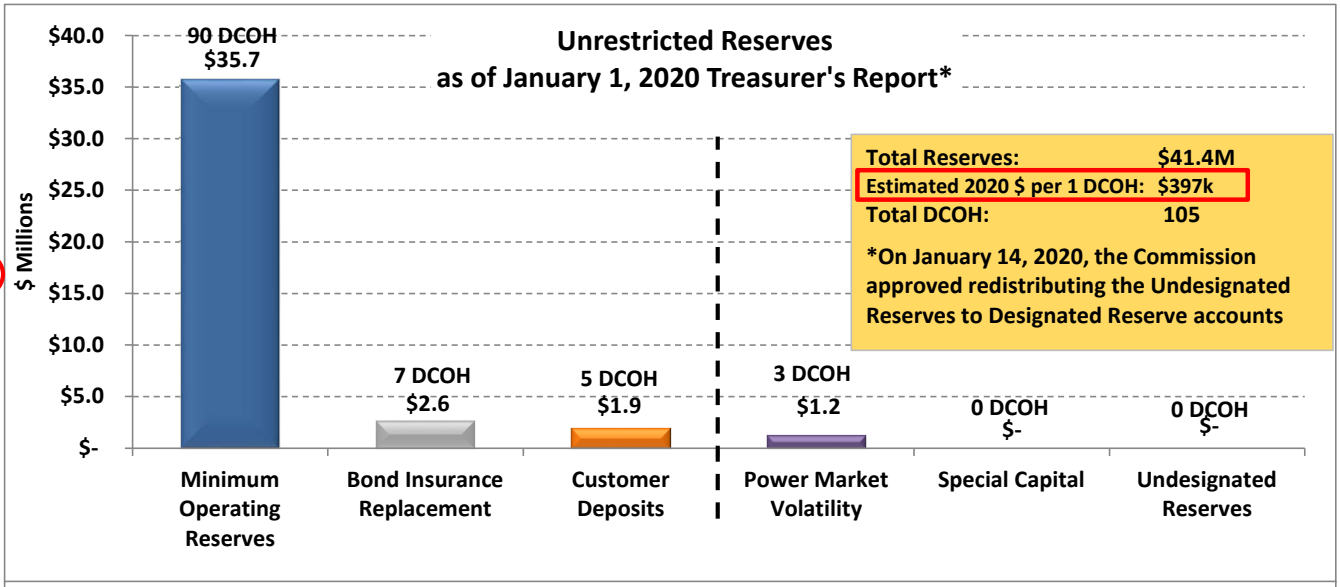


#2

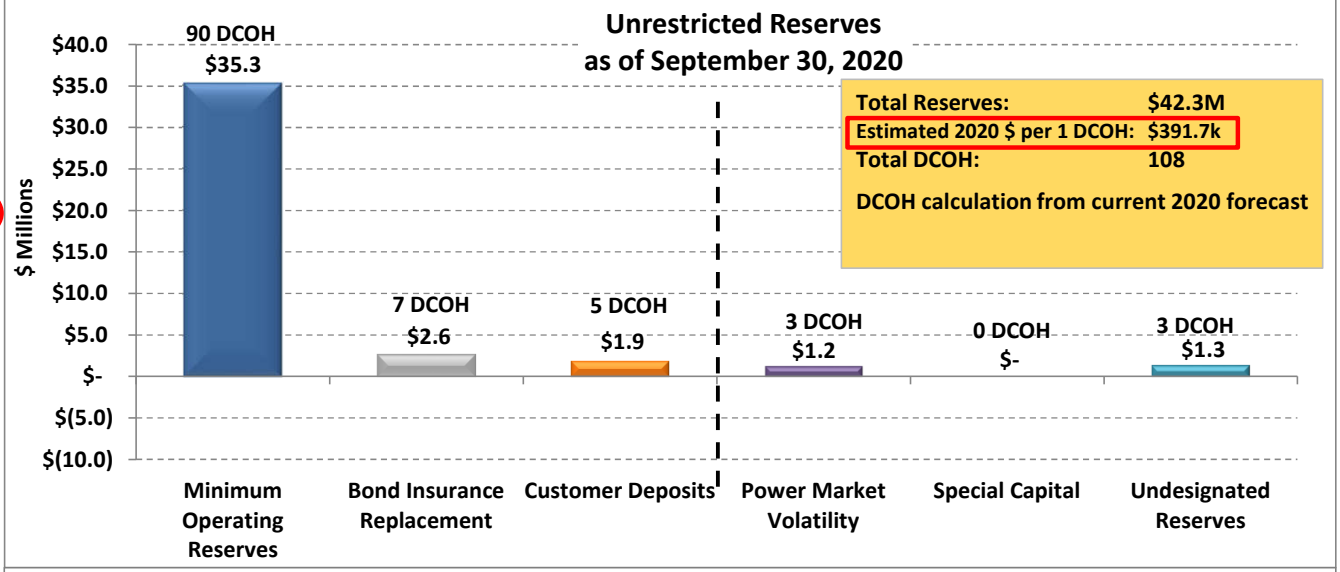


#3

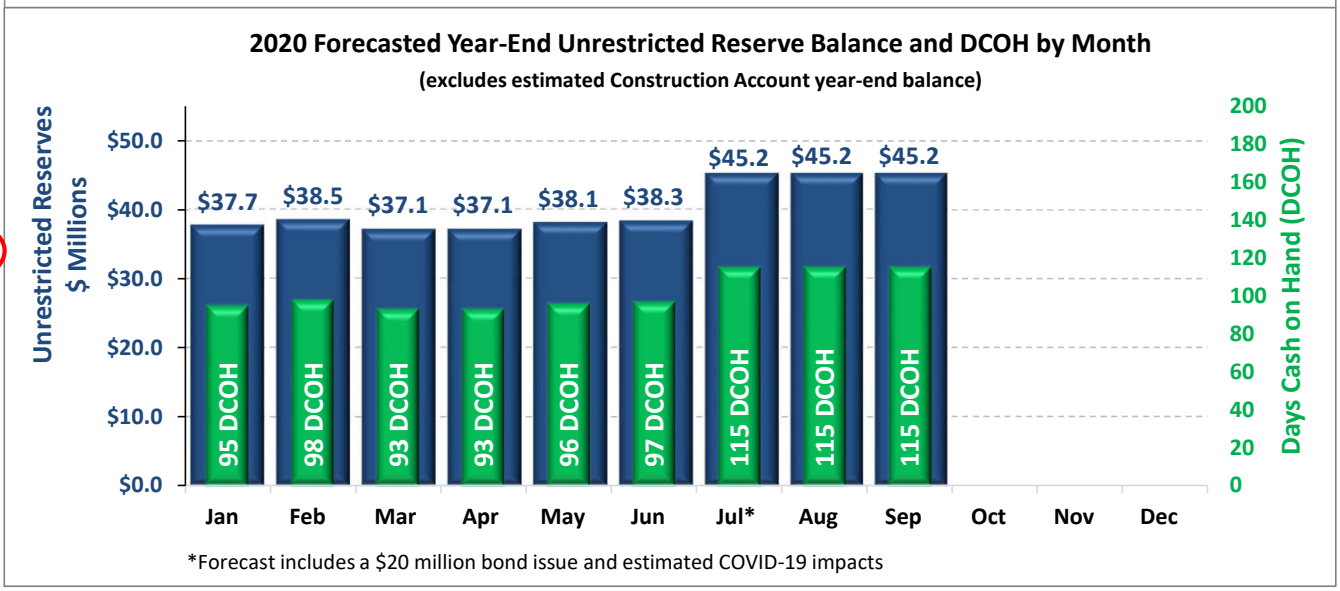

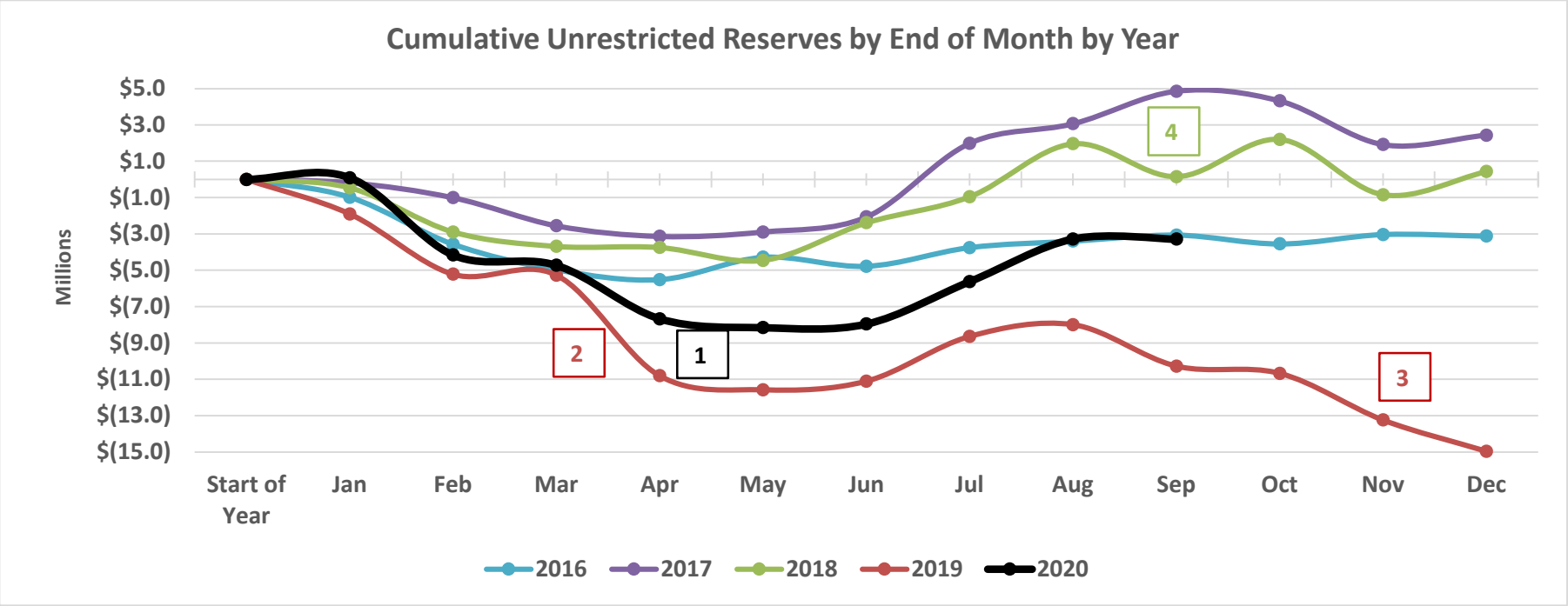


Note: Starting in 2019, the Privilege Tax due date changed to February. Prior to 2019, the Privilege Tax due date and payment was in May. Privilege Tax payments were moved to February for 2018 - 2016 for comparison purposes. Also, any money received from issuing bonds was removed for comparison purposes (i.e. 2016 bond issue and 2020 bond issue).

Other Notable Information:

Weather can play a major factor with customer loads (retail revenue) and slice generation that can ultimately increase or decrease the District's Unrestricted Reserves.

**1.** (2020 - April) Reserves were drawn down an additional $2.2 million due to two factors. First, April included a third payroll and fifth accounts payable cycle because of how the calendar aligned with these cycles (~$1.5 million timing issue). In previous years, May included these additional cycles. Second, past due accounts are above normal levels (~$0.7 million higher).

**2.** (2019 - March/April) Reserves were drawn down due to February/March power market volatility event (~$5 million).

**3.** (2019 - October - December) Reserves were drawn down due to large capital expenditures paid in the 4th quarter of 2019.

**4.** (2018 - August) power market volatility event (~$1.5 million).

TEA
THE EnergyAuthority

# Credit Exposure Report: Public Utility District No. 1 of Benton County, Washington

as of Sep 30,2020

| CounterParty | Unsecured Credit | Guaranty | Collateral | Total Credit | Credit Available | % Available | Billed | Unbilled | MTM Exposure | Total Exposure |
|---|---|---|---|---|---|---|---|---|---|---|
| **American Electric Power Service Corporation** | **825,000** | **0** | **0** | **825,000** | | | | | | |
| WSPP | 0 | 0 | 0 | 825,000 | 825,000 | 100% | 0 | 0 | 0 | 0 |
| **Arizona Public Service Company** | **2,250,000** | **0** | **0** | **2,250,000** | | | | | | |
| WSPP | 0 | 0 | 0 | 2,250,000 | 2,250,000 | 100% | 0 | 0 | 0 | 0 |
| **Avista Corporation** | **225,000** | **0** | **0** | **225,000** | | | | | | |
| WSPP | 0 | 0 | 0 | 225,000 | 225,000 | 100% | 0 | 0 | 0 | 0 |
| **BP Energy Company** | **0** | **2,900,000** | **0** | **2,900,000** | | | | | | |
| ISDA | 0 | 0 | 0 | 2,900,000 | 3,016,069 | 104% | 0 | 0 | (116,069) | (116,069) |
| WSPP | 0 | 0 | 0 | 2,900,000 | 3,016,069 | 104% | 0 | 0 | 0 | 0 |
| **Citigroup Energy Inc.** | **0** | **2,250,000** | **0** | **2,250,000** | | | | | | |
| ISDA w/ Pwr Anx | 0 | 0 | 0 | 2,250,000 | 2,052,995 | 91% | 0 | (98,971) | 295,976 | 197,005 |
| WSPP | 0 | 0 | 0 | 2,250,000 | 2,052,995 | 91% | 0 | 0 | 0 | 0 |
| **City of Seattle, by and through its City Light Dept** | **2,250,000** | **0** | **0** | **2,250,000** | | | | | | |
| WSPP | 0 | 0 | 0 | 2,250,000 | 2,250,000 | 100% | 0 | 0 | 0 | 0 |
| **Clatskanie People's Utility District** | **1,640,625** | **0** | **0** | **1,640,625** | | | | | | |
| WSPP | 0 | 0 | 0 | 1,640,625 | 1,640,625 | 100% | 0 | 0 | 0 | 0 |
| **CP Energy Marketing (US) Inc.** | **0** | **2,000,000** | **0** | **2,000,000** | | | | | | |
| WSPP | 0 | 0 | 0 | 2,000,000 | 2,000,000 | 100% | 0 | 0 | 0 | 0 |
| **EDF Trading North America, LLC** | **0** | **2,250,000** | **0** | **2,250,000** | | | | | | |
| ISDA w/ Pwr Anx | 0 | 2,250,000 | 0 | 2,250,000 | 2,160,840 | 96% | 0 | (152,460) | 241,620 | 89,160 |
| **Emerald People's Utility District** | **2,250,000** | **0** | **0** | **2,250,000** | | | | | | |
| Transmission | 0 | 0 | 0 | 2,250,000 | 2,250,000 | 100% | 0 | 0 | 0 | 0 |
| **Eugene Water & Electric Board** | **2,250,000** | **0** | **0** | **2,250,000** | | | | | | |
| WSPP | 0 | 0 | 0 | 2,250,000 | 2,250,000 | 100% | 0 | 0 | 0 | 0 |
| **Exelon Generation Company, LLC** | **2,250,000** | **0** | **0** | **2,250,000** | | | | | | |
| ISDA | 0 | 0 | 0 | 2,250,000 | 2,250,000 | 100% | 0 | 0 | 0 | 0 |
| WSPP | 0 | 0 | 0 | 2,250,000 | 2,250,000 | 100% | 0 | 0 | 0 | 0 |
| **FortisBC Energy Inc.** | **225,000** | **0** | **0** | **225,000** | | | | | | |
| Gas EDI | 0 | 0 | 0 | 225,000 | 225,000 | 100% | 0 | 0 | 0 | 0 |

TEA
THE EnergyAuthority

# Credit Exposure Report: Public Utility District No. 1 of Benton County, Washington

as of Sep 30,2020

| CounterParty | Unsecured Credit | Guaranty | Collateral | Total Credit | Credit Available | % Available | Billed | Unbilled | MTM Exposure | Total Exposure |
|---|---|---|---|---|---|---|---|---|---|---|
| **Grant County Public Utility District No. 2** | **2,250,000** | **0** | **0** | **2,250,000** | | | | | | |
| WSPP | 0 | 0 | 0 | 2,250,000 | 2,250,000 | 100% | 0 | 0 | 0 | 0 |
| **Idaho Falls Power** | **1,265,625** | **0** | **0** | **1,265,625** | | | | | | |
| WSPP | 0 | 0 | 0 | 1,265,625 | 1,265,625 | 100% | 0 | 0 | 0 | 0 |
| **Idaho Power Company** | **2,250,000** | **0** | **0** | **2,250,000** | | | | | | |
| WSPP | 0 | 0 | 0 | 2,250,000 | 2,250,000 | 100% | 0 | 0 | 0 | 0 |
| **IGI Resources, Inc.** | **0** | **100,000** | **0** | **100,000** | | | | | | |
| Gas | 0 | 0 | 0 | 100,000 | 100,000 | 100% | 0 | 0 | 0 | 0 |
| **J. Aron & Company LLC** | **0** | **2,250,000** | **0** | **2,250,000** | | | | | | |
| WSPP | 0 | 0 | 0 | 2,250,000 | 2,250,000 | 100% | 0 | 0 | 0 | 0 |
| **Macquarie Energy, LLC** | **0** | **2,150,000** | **0** | **2,150,000** | | | | | | |
| ISDA w/ Pwr Anx | 0 | 2,150,000 | 0 | 2,150,000 | 770,512 | 36% | 0 | 14,112 | 1,365,376 | 1,379,488 |
| **Morgan Stanley Capital Group Inc.** | **0** | **2,250,000** | **0** | **2,250,000** | | | | | | |
| ISDA | 0 | 0 | 0 | 2,250,000 | 1,397,238 | 62% | 0 | (6,361) | 859,122 | 852,762 |
| WSPP | 0 | 0 | 0 | 2,250,000 | 1,397,238 | 62% | 0 | 0 | 0 | 0 |
| **NorthWestern Corporation d/b/a NorthWestern Ene** | **1,800,000** | **0** | **0** | **1,800,000** | | | | | | |
| WSPP | 0 | 0 | 0 | 1,800,000 | 1,800,000 | 100% | 0 | 0 | 0 | 0 |
| **PacifiCorp** | **2,250,000** | **0** | **0** | **2,250,000** | | | | | | |
| Transmission | 0 | 0 | 0 | 2,250,000 | 2,250,000 | 100% | 0 | 0 | 0 | 0 |
| WSPP | 0 | 0 | 0 | 2,250,000 | 2,250,000 | 100% | 0 | 0 | 0 | 0 |
| **Portland General Electric Company** | **1,800,000** | **0** | **0** | **1,800,000** | | | | | | |
| WSPP | 0 | 0 | 0 | 1,800,000 | 1,800,000 | 100% | 0 | 0 | 0 | 0 |
| **Powerex Corp.** | **0** | **1,950,000** | **0** | **1,950,000** | | | | | | |
| ISDA | 0 | 0 | 0 | 1,950,000 | 2,502,851 | 128% | 0 | 0 | 0 | 0 |
| NAESB | 0 | 0 | 0 | 1,950,000 | 2,873,641 | 147% | (370,789) | (552,808) | (43) | (923,641) |
| WSPP | 0 | 0 | 0 | 1,950,000 | 2,502,851 | 128% | 0 | 0 | 0 | 0 |
| **Public Service Company of Colorado** | **1,258,125** | **0** | **0** | **1,258,125** | | | | | | |
| WSPP | 0 | 0 | 0 | 1,258,125 | 1,258,125 | 100% | 0 | 0 | 0 | 0 |

TEA The EnergyAuthority

# Credit Exposure Report: Public Utility District No. 1 of Benton County, Washington

as of Sep 30,2020

| CounterParty | Unsecured Credit | Guaranty | Collateral | Total Credit | Credit Available | % Available | Billed | Unbilled | MTM Exposure | Total Exposure |
|---|---|---|---|---|---|---|---|---|---|---|
| **Public Utility District No. 1 of Chelan County, Washin** | **2,250,000** | **0** | **0** | **2,250,000** | | | | | | |
| WSPP | 0 | 0 | 0 | 2,250,000 | 2,250,000 | 100% | 0 | 0 | 0 | 0 |
| **Public Utility District No. 1 of Clark County, Washingt** | **2,250,000** | **0** | **0** | **2,250,000** | | | | | | |
| WSPP | 0 | 0 | 0 | 2,250,000 | 2,250,000 | 100% | 0 | 0 | 0 | 0 |
| **Public Utility District No. 1 of Cowlitz County, Washin** | **2,250,000** | **0** | **0** | **2,250,000** | | | | | | |
| WSPP | 0 | 0 | 0 | 2,250,000 | 2,250,000 | 100% | 0 | 0 | 0 | 0 |
| **Public Utility District No. 1 of Franklin County, Washi** | **2,250,000** | **0** | **0** | **2,250,000** | | | | | | |
| Transmission | 0 | 0 | 0 | 2,250,000 | 2,250,000 | 100% | 0 | 0 | 0 | 0 |
| WSPP | 0 | 0 | 0 | 2,250,000 | 2,250,000 | 100% | 0 | 0 | 0 | 0 |
| **Public Utility District No. 1 of Grays Harbor County, W** | **2,250,000** | **0** | **0** | **2,250,000** | | | | | | |
| Transmission | 0 | 0 | 0 | 2,250,000 | 2,250,000 | 100% | 0 | 0 | 0 | 0 |
| WSPP | 0 | 0 | 0 | 2,250,000 | 2,250,000 | 100% | 0 | 0 | 0 | 0 |
| **Public Utility District No. 1 of Klickitat County, Washi** | **2,203,125** | **0** | **0** | **2,203,125** | | | | | | |
| Power | 0 | 0 | 0 | 2,203,125 | 2,203,125 | 100% | 0 | 0 | 0 | 0 |
| Transmission | 0 | 0 | 0 | 2,203,125 | 2,203,125 | 100% | 0 | 0 | 0 | 0 |
| WSPP | 0 | 0 | 0 | 2,203,125 | 2,203,125 | 100% | 0 | 0 | 0 | 0 |
| **Public Utility District No. 1 of Snohomish County** | **2,250,000** | **0** | **0** | **2,250,000** | | | | | | |
| WSPP | 0 | 0 | 0 | 2,250,000 | 2,250,000 | 100% | 0 | 0 | 0 | 0 |
| **Public Utility District No. 3 of Mason County** | **1,453,125** | **0** | **0** | **1,453,125** | | | | | | |
| WSPP | 0 | 0 | 0 | 1,453,125 | 1,450,408 | 100% | 2,034 | 672 | 11 | 2,717 |
| **Puget Sound Energy Inc.** | **2,100,000** | **0** | **0** | **2,100,000** | | | | | | |
| NAESB | 0 | 0 | 0 | 2,100,000 | 2,100,000 | 100% | 0 | 0 | 0 | 0 |
| WSPP | 0 | 0 | 0 | 2,100,000 | 2,100,000 | 100% | 0 | 0 | 0 | 0 |
| **Sacramento Municipal Utility District** | **2,250,000** | **0** | **0** | **2,250,000** | | | | | | |
| WSPP | 0 | 0 | 0 | 2,250,000 | 2,250,000 | 100% | 0 | 0 | 0 | 0 |
| **Shell Energy North America (Canada), Inc.** | **100,000** | **0** | **0** | **100,000** | | | | | | |
| NAESB | 0 | 0 | 0 | 100,000 | 100,000 | 100% | 0 | 0 | 0 | 0 |
| **Shell Energy North America (US), L.P.** | **1,283,750** | **0** | **0** | **1,283,750** | | | | | | |
| ISDA | 0 | 0 | 0 | 1,283,750 | 1,283,750 | 100% | 0 | 0 | 0 | 0 |
| WSPP | 0 | 0 | 0 | 1,283,750 | 1,283,750 | 100% | 0 | 0 | 0 | 0 |

TEA THE EnergyAuthority

# Credit Exposure Report: Public Utility District No. 1 of Benton County, Washington

as of Sep 30,2020

| CounterParty | Unsecured Credit | Guaranty | Collateral | Total Credit | Credit Available | % Available | Billed | Unbilled | MTM Exposure | Total Exposure |
|---|---|---|---|---|---|---|---|---|---|---|
| **Tacoma Power** | **2,250,000** | **0** | **0** | **2,250,000** | | | | | | |
| Transmission | 0 | 0 | 0 | 2,250,000 | 2,250,000 | 100% | 0 | 0 | 0 | 0 |
| WSPP | 0 | 0 | 0 | 2,250,000 | 2,250,000 | 100% | 0 | 0 | 0 | 0 |
| **Tenaska Marketing Ventures** | **0** | **1,875,000** | **0** | **1,875,000** | | | | | | |
| NAESB | 0 | 0 | 0 | 1,875,000 | 1,875,000 | 100% | 0 | 0 | 0 | 0 |
| **Tenaska Power Services Company** | **0** | **1,875,000** | **0** | **1,875,000** | | | | | | |
| Transmission | 0 | 0 | 0 | 1,875,000 | 1,875,000 | 100% | 0 | 0 | 0 | 0 |
| WSPP | 0 | 0 | 0 | 1,875,000 | 1,875,000 | 100% | 0 | 0 | 0 | 0 |
| **The Energy Authority, Inc.** | **4,000,000** | **0** | **0** | **4,000,000** | | | | | | |
| Acct RMA | 0 | 0 | 0 | 4,000,000 | 3,285,562 | 82% | 0 | 333,370 | 44 | 333,414 |
| Transmission | 0 | 0 | 0 | 4,000,000 | 3,285,562 | 82% | 0 | 0 | 0 | 0 |
| WSPP | 0 | 0 | 0 | 4,000,000 | 3,285,562 | 82% | 0 | 380,047 | 977 | 381,023 |

# Benton PUD Credit Exposure by Sector as of September 30, 2020

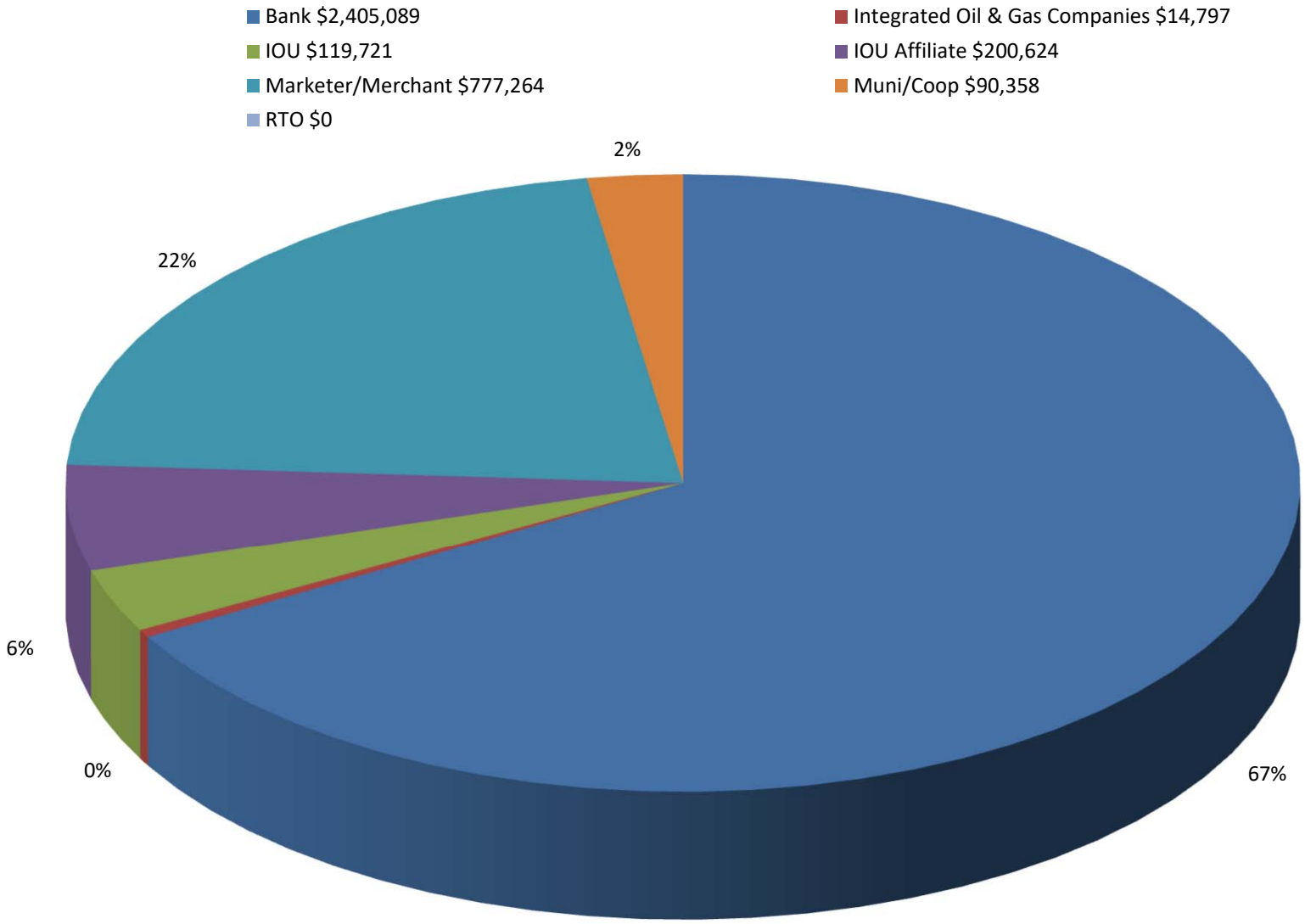


Benton's total exposure (principal and agent) is $3,607,852

# Benton PUD Credit Exposure by Sector as of August 31, 2020

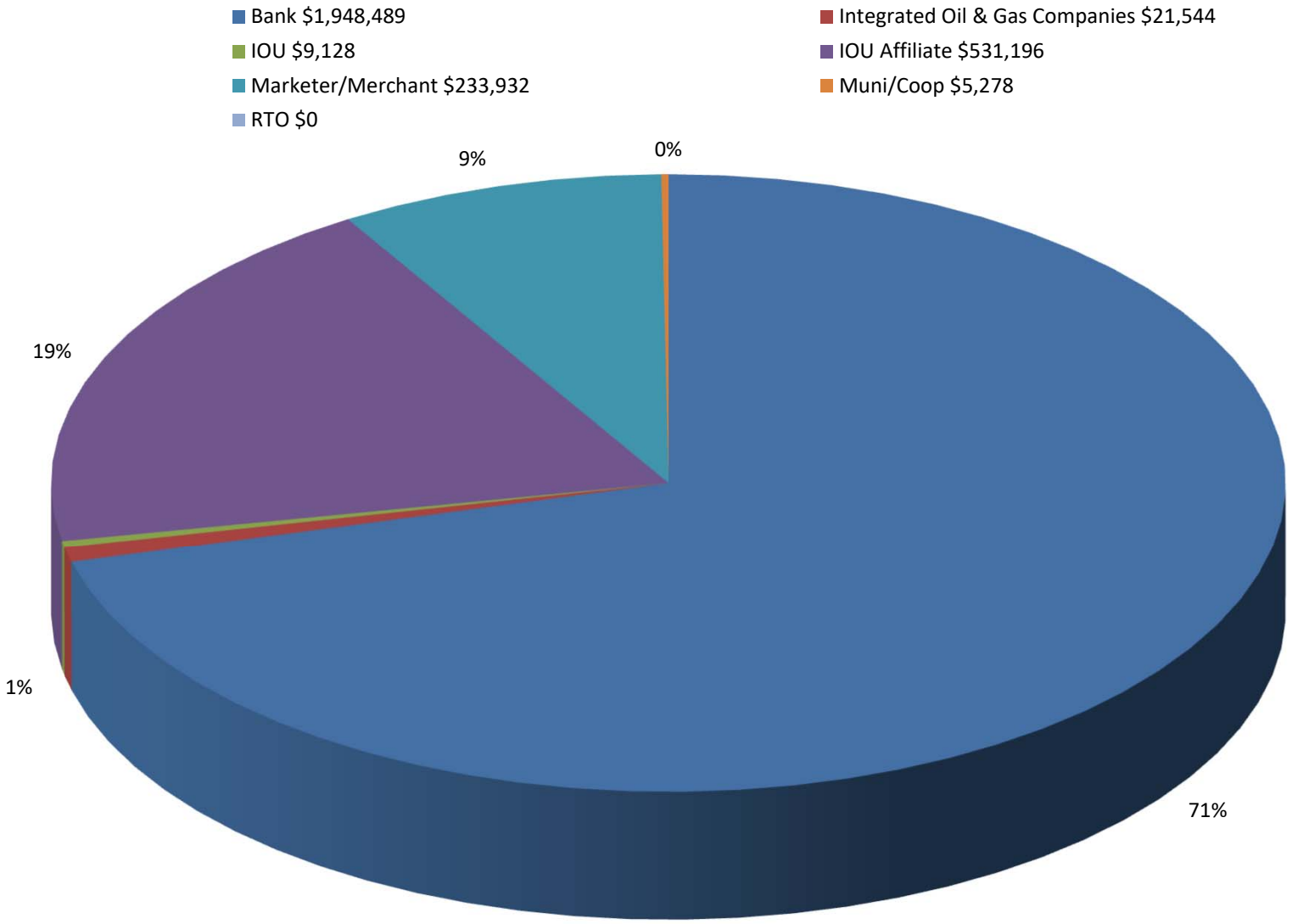


Benton's total exposure (principal and agent) is $2,749,566

| | |
|---|---|
| x | *Business Agenda* |
| | *Second Reading* |
| | *Consent Agenda* |
| | *Info Only/Possible Action* |
| | *Info Only* |

**COMMISSION MEETING AGENDA ITEM**

| | | |
|---|---|---|
| Subject: | Motion to change balances in the Designated Bond Insurance Replacement Account and Bond Reserve Account. | |
| Agenda Item No: | 7 | |
| Meeting Date: | October 13, 2020 | |
| Presented by: | Keith Mercer | *Staff Presenting Item* |
| Approved by (dept): | Jon Meyer | *Director/Manager* |
| Approved for Commission review: | Rick Dunn | *General Manager/Asst GM* |

**Motion for Commission Consideration:**

Motion to reduce the unrestricted reserve Designated Bond Insurance Replacement Account from $2,612,152.17 to $0.00 and reduce the restricted Bond Reserve Account from $1,107,865.13 to $108,200.00 and transfer the funds to the unrestricted Undesignated Reserves account.

**Recommendation/Background**

On, June 23, 2020, the Commission approved Resolution 2547 providing for the reimbursement of certain expenditures out of the issuance and sale of reimbursement bonds.

On August 11, 2020, the Commission approved Resolution 2550 authorizing the issuance and sale of electric revenue and refunding bonds, series 2020, to finance capital improvements to the District's electric system and refund certain outstanding bonds of the District.

On September 29, 2020, the District's 2020 bond issue closed and the District received a deposit in the amount of $20,007,652.47 into the District's Construction Account and the 2011 Bonds were refunded.

Per Resolution 2547, the District can reimburse itself for capital expenditures paid for on or after May 1, 2020. The District had $4,188,573 in reimbursable capital expenditures from May 1, 2020 through August 31, 2020, which leaves an ending balance of $15,819,079.47 in the Construction Account. The District will continue to reduce the Construction Account by the amount of reimbursable capital expenditures each month until it is depleted. Staff will continue to monitor the unrestricted reserve account balances and will make a recommendation to reallocate funds at the end of the 2020 or the beginning of 2021.

As part of the 2020 Bond Issue, the District was able to extend the existing Surety Policy, which was scheduled to expire in 2021. Extending the Surety Policy accomplished two things. First, the $2,612,152.17 the District set aside for the Bond Insurance Replacement Account (which was going to be transferred to the Bond Reserve Account in 2021), can be transferred to undesignated reserves as the transfer is no longer needed. Second, the $1,107,865.13 sitting in the Bond Reserve Account can be reduced to $108,200, which means $999,665.13 can be transferred back to the undesignated reserves.

The below chart shows the reserve balances prior to reimbursing the May – August capital expenditures, after reimbursing the capital expenditures, and after the proposed recommendation.

| Account Name | Balance as of 9/30/2020 (prior to Capital Reimbursement) | Balance as of 9/30/2020 (after Capital Reimbursement) | Balance as of 9/30/2020 after proposed transfer recommendation |
|---|---|---|---|
| **Unrestricted Reserves** | | | |
| Minimum Operation Reserves (90 DCOH) | $35,255,970.00 | $35,255,970.00 | $35,255,970.00 |
| Bond Insurance Replacement Account | 2,612,152.17 | 2,612,152.17 | 0.00 |
| Customer Deposits Account | 1,900,000.00 | 1,900,000.00 | 1,900,000.00 |
| Power Market Volatility | 1,229,168.70 | 1,229,168.70 | 1,229,168.70 |
| Special Capital | 0.00 | 0.00 | 0.00 |
| Undesignated Reserves | (2,841,017.54) | 1,347,555.46 | 4,959,372.76 |
| **Unrestricted Reserves Total** | **$38,156,273.33** | **$42,344,846.33** | **$43,344,511.46** |
| | | | |
| **Restricted Reserves** | | | |
| Bond Reserve Account | $1,107,865.13 | $1,107,865.13 | $108,200.00 |
| Construction Account | 20,007,652.47 | 15,819,079.47 | 15,819,079.47 |
| Bond Redemption Accounts | 705,331.51 | 705,331.51 | 705,331.51 |
| **Restricted Reserves** | **$21,820,849.11** | **$17,632,276.11** | **$16,632,610.98** |
| **Total Reserves** | **$59,977,122.44** | **$59,977,122.44** | **$59,977,122.44** |

## Summary

Staff recommends approving the above motion based on the information in the Recommendation/Background section. Staff will continue to monitor the unrestricted reserve fund balances and will make a recommendation to reallocate funds at the end of the 2020 or the beginning of 2021.

## Fiscal Impact

N/A – The transfers are not budgeted items, but they have been incorporated into the financial forecast as they have an impact on the District's unrestricted reserves.

**PUBLIC UTILITY DISTRICT NO. 1**
**OF**
**BENTON COUNTY**

---

Date: September 22, 2020
Time: 9:00 a.m.
Place: Via MS Teams, per Proclamation No. 20-28

***Attendees:***
Commissioners Hall, Bush and Sanders
General Counsel Dahlhauser
General Manager Dunn
Assistant General Manager Hunter
Senior Director of Finance and Customer Services Meyer
Director of Executive Administration Conover
Director of IT and Broadband Services Folta
Director of Power Management White
Manager of Communications and Governmental Relations Henderson
Manager of Risk Management and Treasury Operations Mercer
Manager of Accounting Zirker
Manager of Contracts & Purchasing Ochweri
Manager of Customer Service McAloon
Manager of Conservation & Renewable Energy Programs Johnson
Manager of System Engineering Edwards
Supervisor of Executive Administration/Clerk of the Board Manager Marshall
Supervisor of Distribution Design Irving
Senior Engineer Scherer
Electrical Engineer Berven
Administrative Assistant – Engineering Webb

***Guests:***
Kurt Miller, Northwest RiverPartners

---

The Pledge of Allegiance was given.

**Northwest RiverPartners Update, 2021 5-Year Strategic Plan**
General Manager welcomed Kurt Miller, Executive Director of Northwest RiverPartners (NWRP).

Mr. Miller gave a presentation on NWRP's five-year strategic plan and discussed the increase in 2021 membership dues and need for continued support of a paid media campaign.

**Consent Agenda**

Motion by Lori Sanders, seconded by Barry Bush to approve the Consent Agenda as follows:

a) Approving Commission Meeting Minutes of September 8, 2020.

b) Travel Report dated September 22, 2020.

c) Approving Vouchers audited and certified by the auditing officer as required by RCW 42.24.080, and those expense reimbursement claims certified as required by RCW 42.24.090, have been recorded on a listing made available to the Commission. As of this date, the Commission does approve the following for payment: Accounts Payable: Automated Clearing House (DD) payments 81857-81899 in the total amount of $697,649.62, Checks & Customer Refund payments (CHK) 79752-79815 in the total amount of $384,743.53, Electronic Fund Transfer (WIRE) payments 5486-5498 in the total amount of $1,012,782.97; Payroll, Direct Deposit 09/3/2020 81706-81856 in the total amount of $355,016.72 for a grand total of $2,450,192.84. Voided Checks in the total amount of $175.59 were also included in the report.

d) Approving work order 592711 for the installation of underground primary electric facilities to serve Blacktop Estates Housing Development consisting of 63 Lots South of Neptune Street, North of Karen Ave. and East of Horne Rd. in Benton City.

e) Authorizing the General Manager on behalf of the District to sign Contract #20-21-43 with Washington State Department of Transportation (WSDOT), Utility Construction Agreement UTB1387 – Highway 395 Underpass with expiration date of 12/31/2021.

f) Reviewing Jobs Report for Commission.

MOTION PASSED UNANIMOUSLY.

**Report from Management**

*General Manager:*

1. A brief discussion was held regarding the support and feedback staff has received in response to the District's Wind Power and Clean Energy Policy Perspectives report.
2. A discussion was held regarding the Bonneville Power Administration's (BPA) role in the Northwest Power Pool's Resource Adequacy efforts. General Manager displayed some graphs from a BPA report regarding their annual energy and winter capacity assessments of the Federal System and the Pacific Northwest region.
3. General Manager informed the Commission of an interview he is participating in with Franklin PUD. Franklin PUD is creating a documentary on Resource Adequacy that will be shared on their social media outlets and perhaps other media networks.
4. A press release regarding the District's payment of state-sponsored solar incentives is being developed by staff. A brief discussion was held on the incentives including a reminder that the most generous incentive program ended on June 30th and that there is currently no state-sponsored incentive program available for new solar systems.
5. Due to COVID-19 and the uncertainty of reopening District facilities to the public, staff are not currently booking public reservations of the District's auditorium for the remainder of 2020 and are not accepting reservations for 2021.
6. General Manager informed the Commission that no changes have occurred to the District's reopening plan with October 19, 2020 as the initial date for beginning to transition employees back into the administrative buildings at a minimum of 50% in-office work hours.

No final decisions have been made regarding a date for reopening District facilities to the public. General Manager is meeting with Customer Service staff to discuss these plans further. General Manager will continue to keep commissioners updated.

*Director of Power Management:*

1. Director reviewed an updated graph on the 2019 Fuel Mix which is 89.5% non-emitting and 6.1% unspecified sources. A discussion was held on market purchases being identified as unspecified sources. Approximately 40% of the unspecified sources are assumed to be non-emitting based on historical resource allocation for market purchases in lower water years. The District's fuel mix was approximately 92.0% non-emitting resources after allocating the unspecified sources. Brief discussion was also held on the revised fuel mix disclosure requirement for greenhouse gas emissions reporting that was approved during the 2019 legislative session.

*Assistant General Manager/Senior Director of Engineering and Operations:*

1. Senior Director reported on an outage that occurred over the weekend in East Kennewick. Senior Director reviewed the outage map with the Commissioners. An outage map will now be included with the report that is currently sent out to help staff and commissioners better understand where the outage occurred.
2. An update on the Chevron power transformer changeout was provided. Senior Director thanked District staff for their work on this project.
3. An update on the Southridge Substation was provided. The power transformer and metal clad are scheduled to be delivered this week and BPA is currently scheduled to energize this site in November.

*Senior Director of Finance and Customer Services:*

1. Senior Director provided an update on the District's Bond Issue which is scheduled to close next week. Dick Schober, Piper Sandler & Co. will attend a future commission meeting to provide a recap on the Bond Issue.
2. Senior Director reviewed the August 2020 financial statements that are also available on the District's website.
3. Senior Director reviewed the accounts receivable reports that are included in the commission packet.

At 10:16 a.m., Commission President Jeff Hall announced that the commission meeting would recess for 10 minutes.

At 10:26 a.m., Commission President Jeff Hall reconvened the commission meeting into regular open public session.

**Business Agenda**

**Motion Extending the Certification Period for the District's Low-Income Senior, Disabled, and Active Military/Veteran Programs**

Senior Director of Finance and Customer Services reviewed the recommended motion extending the certification period for the District's Low-Income Senior, Disabled, and Active Military/Veteran Programs from three years to four years due to COVID-19 and the cancelling of Senior Day in which a majority of these customers would attend and receive assistance in recertifying.

Motion by Barry Bush, seconded by Lori Sanders extending the certification period from three (3) years for all current customers certified to receive a discount as defined in Resolution No. 2502, *Modifying Established Rate Discount for Qualified Low-Income Senior, Disabled, Active Military and Veteran Citizens*, to four (4) years for the next required certification. Thereafter the three-year certification requirement will be applicable. All new customers certified to receive a discount will also be subject to the three-year certification requirement.
MOTION PASSED UNANIMOUSLY.

**2020 COSA Update**

Senior Director of Finance and Customer Services presented the 2020 Cost of Service Analysis results. Senior Director informed the Commission that staff will begin analyzing different rate structures as part of Demand Response strategy.

**Resolution No. 2552, Amending Line Extension and Facilities Construction Policy**

Evan recommended edits and additions to the District's Line Extension and Facilities Construction Policy to 1) confirm District practices related services entrance conductors for other than Residential installations; 2) new customer metering equipment no longer allowed on District poles; 3) remove the option of unmetered temporary services for construction; 4) update line extension credits to include up to $10,000 per calendar year credit towards housing authorities.

Motion by Lori Sanders, seconded by Barry Bush adopting Resolution No. 2552, Amending the District's Line Extension and Facilities Construction Policy.
MOTION PASSED UNANIMOUSLY.

**Resolution No. 2553, 2020 Five Year Plan of Service (2021-2025)**

Electrical Engineer Berven reviewed the 2020 Five Year Plan of Service and recommended the Commission approve the plan. Electrical Engineer Berven thanked the staff of the Engineering department for their work on the plan and presentation.

Motion by Barry Bush, seconded by Lori Sanders adopting Resolution No. 2553, approving the 2020 Five Year Plan of Service, 2021 through 2025.
MOTION PASSED UNANIMOUSLY.

**The Energy Authority, Inc., Contract #06-51-11, Contract Change Order #33**
Director of Power Management reviewed the recommended Contract Change Order to The Energy Authority (TEA) Contract #06-51-11. Updating the not-to-exceed amount on the Resource Management Agreement with TEA every three years ensures purchasing controls are in place.

Motion by Lori Sanders, seconded by Barry Bush authorizing the General Manager on behalf of the District to sign Change Order #33 of Contract #06-51-11 with The Energy Authority, Inc. (TEA), to extend contract term to December 31, 2023 and increase the not-to-exceed amount of the contract by $5,270,000.00; bringing the new not-to-exceed amount of the contract to $26,125,032.00.
MOTION PASSED UNANIMOUSLY.

General Manager informed the Commission of a new client TEA acquired, Umatilla Electric Cooperative.

**NoaNet Bond Issue Discussion**
Director of IT and Broadband Services held a discussion on the motion adopted by NoaNet's Board of Directors authorizing the CEO to begin the formal process of issuing taxable bonds to refund existing debt obligations and to provide long-term financing for capital projects.

Director reviewed the 2020 NoaNet Bond Issue Material Terms that were included in the commission packet. Discussions were held on proposed liability percentages that would be included in a Member Repayment Agreement as member-backed guarantees. Staff will return to a future commission meeting with a proposed Repayment Agreement for Commission consideration.

**Motion to Set a Public Hearing, Benton PUD Sale of Electric Facilities**
Supervisor of Distribution Design recommended the Commission set a public hearing on the District's sale of electrical facilities to the City of Richland, per the Electrical Service Area and Facilities Purchase Agreement Contract #05-21-05.

Supervisor displayed a map that was also included in the commission packet which shows the residential area recommended to be sold to the City of Richland; which includes 163 meters and two solar customers.

Motion by Barry Bush, seconded by Lori Sanders setting a Public Hearing on the District's sale of electrical facilities to the City of Richland (COR), per the Electrical Service Area and Facilities Purchase Agreement Contract #05-21-05, October 13, 2020, at 9 a.m., to be held via conference call at 1-469-998-5874 Conference ID: 248 866 392.
MOTION PASSED UNANIMOUSLY.

**Future Planning**
Commissioner Lori Sanders is participating in a Facebook webinar with Dr. Jim Conca.

**Meeting Reports**

Commissioner Jeff Hall reported on the September WPUDA Association meetings that he and fellow commissioners virtually attended. Commissioner Jeff Hall will participate in the WPUDA Budget Committee next month.

Hearing no objection, Commission President Jeff Hall adjourned the Commission Meeting at 11:23 a.m.

_____

Jeffrey D. Hall, President

ATTEST:

_____

Barry A. Bush, Secretary

**PAYMENT APPROVAL**
**October 13, 2020**

The vouchers presented on this Payment Approval Report for approval by the Board of Commissioners have been audited and certified by the auditing officer as required by RCW 42.24.080, and those expense reimbursement claims by officers and employees have been certified as required by RCW 42.24.090.

| Type of Payment | Starting # | | Ending # | Page # | Amount |
|---|---|---|---|---|---|
| **Accounts Payable:** | | | | | |
| Automated Clearing House (DD) Payments | 82050<br>82263 | -<br>- | 82112<br>82282 | 1 - 7<br>7 - 9 | $ 1,864,146.21 |
| Checks & Customer Refund Payments (CHK) | 79816 | - | 80482 | 10 - 42 | $ 1,770,482.63 |
| Electronic Fund Transfer (WIRE) Payments | 5500 | - | 5518 | 44 - 45 | $ 8,126,512.07 |
| **Residential Conservation Rebates:** | | | | | |
| Credits on Customer Accounts | | | | 46 | $ 270.00 |
| **Purchase Card Detail:** | | | | | |
| **Payroll:** | | | | | |
| Direct Deposit - 09/17/2020 | 81900 | - | 82049 | | $ 419,441.11 |
| Direct Deposit - 10/01/2020 | 82113 | - | 82262 | | $ 403,385.25 |
| ***TOTAL*** | | | | | **$ 12,584,237.27** |
| **Void DD** | | | | | |
| **Void Checks** | September 2020 | | | 10 | $ 591.98 |
| **Void Wires** | | | | | |

*I, the undersigned Auditor of Public Utility District No. 1 of Benton County, do hereby certify under penalty of perjury that the materials have been furnished, the services rendered, or the labor performed as described, or that any advance payment is due and payable pursuant to a contract or is available as an option for full or partial fulfillment of a contractual obligation, and that the claims identified in this report are just, due and unpaid obligations against the District and that I am authorized to authenticate and certify to said claims.*

Jon L. Meyer 10/6/2020

*Jon L. Meyer, Auditor* *Date*

**Reviewed by:**

*Rick Dunn, General Manager*

**Approved by:**

*Jeffrey D. Hall, President*

*Lori Kays-Sanders, Vice-President*

*Barry A. Bush, Secretary*

# Accounts Payable
# Check Register

## 09/14/2020 To 10/04/2020

**Bank Account: 1 - Benton PUD ACH/Wire**

| Check / Tran | Date | Pmt Type | Vendor | Vendor Name | Reference | | Amount |
|---|---|---|---|---|---|---|---|
| 82050 | 09/16/2020 | DD | 1736 | A W REHN & ASSOCIATES,INC. | Flex Spending Dependent Care | | 384.62 |
| | | | | | Flex Spending Health Care | | 2,102.49 |
| | | | | | | **Total for Check/Tran - 82050:** | 2,487.11 |
| 82051 | 09/16/2020 | DD | 475 | ABM JANITORIAL SERVICES | Janitorial Svc | | 3,879.39 |
| | | | | | Janitorial Svc | | 4,704.27 |
| | | | | | Janitorial Svc | | 1,424.36 |
| | | | | | | **Total for Check/Tran - 82051:** | 10,008.02 |
| 82052 | 09/16/2020 | DD | 963 | ANIXTER INC. | Current Transformers | | 3,552.09 |
| | | | | | Connector | | 344.92 |
| | | | | | quick disconnect | | 894.32 |
| | | | | | Connection bracket | | 4,050.74 |
| | | | | | bolts | | 166.16 |
| | | | | | Control Cable | | 809.08 |
| | | | | | Control Cable | | 589.70 |
| | | | | | Grip guy | | 224.80 |
| | | | | | | **Total for Check/Tran - 82052:** | 10,631.81 |
| 82053 | 09/16/2020 | DD | 811 | AUS WEST LOCKBOX | Weekly Svc | | 44.24 |
| | | | | | Weekly Svc | | 40.61 |
| | | | | | Weekly Svc | | 30.52 |
| | | | | | Weekly svc | | 36.95 |
| | | | | | | **Total for Check/Tran - 82053:** | 152.32 |
| 82054 | 09/16/2020 | DD | 47 | BROOKS MANUFACTURING CO. | crossarm | | 2,695.99 |
| 82055 | 09/16/2020 | DD | 3347 | CANON BUSINESS SOLUTIONS, INC. | Monthly Billing | | 48.93 |
| | | | | | Monthly Billing | | 116.75 |
| | | | | | Monthly billing | | 54.81 |
| | | | | | | **Total for Check/Tran - 82055:** | 220.49 |
| 82056 | 09/16/2020 | DD | 2985 | CHINOOK HEATING & AIR, INC. | REEP | | 3,800.00 |
| | | | | | REEP | | 1,100.00 |
| | | | | | | **Total for Check/Tran - 82056:** | 4,900.00 |

# Accounts Payable
# Check Register

## 09/14/2020 To 10/04/2020

**Bank Account: 1 - Benton PUD ACH/Wire**

| Check / Tran | Date | Pmt Type | Vendor | Vendor Name | Reference | | Amount |
|---|---|---|---|---|---|---|---|
| 82057 | 09/16/2020 | DD | 2680 | CO-ENERGY | Fuel Svc | | 728.21 |
| 82058 | 09/16/2020 | DD | 57 | CONSOLIDATED ELECTRICAL DISTRIB | Coupling | | 780.83 |
| 82059 | 09/16/2020 | DD | 3167 | COOPERATIVE RESPONSE CENTER, INC | CRC User License/Multispeak OMS | | 9,893.34 |
| 82060 | 09/16/2020 | DD | 10642 | DAIKIN APPLIED AMERICAS, INC. | AnnualInspection Billing | | 4,963.02 |
| 82061 | 09/16/2020 | DD | 412 | ERMCO | Transformers | | 56,003.93 |
| | | | | | Transformers | | 68,537.46 |
| | | | | | Transformers | | 48,258.58 |
| | | | | | Transformers | | 55,854.07 |
| | | | | | | **Total for Check/Tran - 82061:** | 228,654.04 |
| 82062 | 09/16/2020 | DD | 79 | GENERAL PACIFIC, INC. | material | | 800.98 |
| 82063 | 09/16/2020 | DD | 2087 | H2 PRECAST, INC. | Vault base/lid | | 16,615.80 |
| 82064 | 09/16/2020 | DD | 3018 | HRA VEBA TRUST | MSA/VEBA Trust - ER CDHP | | 208.33 |
| 82065 | 09/16/2020 | DD | 214 | JACOBS & RHODES | REEP | | 800.00 |
| 82066 | 09/16/2020 | DD | 10175 | K&L GATES, LLP | PURPA Solar Projects | | 13,903.20 |
| 82067 | 09/16/2020 | DD | 103 | KENNEWICK, CITY OF | Occupation Tax 8/20 | | 503,440.36 |
| 82068 | 09/16/2020 | DD | 103 | KENNEWICK, CITY OF | Cable replacement | | 75.00 |
| | | | | | Cable Replacement | | 75.00 |
| | | | | | Cable replacement | | 75.00 |
| | | | | | Cable replacement | | 75.00 |
| | | | | | Monthly Billing | | 473.90 |
| | | | | | Monthly Billing | | 276.84 |
| | | | | | | **Total for Check/Tran - 82068:** | 1,050.74 |
| 82069 | 09/16/2020 | DD | 2027 | KUFFEL, HULTGRENN, KLASHKE AND | Professional Svc | | 5,142.06 |
| 82070 | 09/16/2020 | DD | 10055 | LOGMEIN USA, INC. | | | 531.63 |
| 82071 | 09/16/2020 | DD | 3644 | LOOMIS | Safepoint Svc | | 626.94 |
| | | | | | Safepoint Svc | | 906.45 |

# Accounts Payable
# Check Register

## 09/14/2020 To 10/04/2020

**Bank Account: 1 - Benton PUD ACH/Wire**

| Check / Tran | Date | Pmt Type | Vendor | Vendor Name | Reference | | Amount |
|---|---|---|---|---|---|---|---|
| | | | | | Drop boxes | | 487.13 |
| | | | | | Drop Boxes | | 1,027.13 |
| | | | | | | **Total for Check/Tran - 82071:** | 3,047.65 |
| 82072 | 09/16/2020 | DD | 10563 | MESSAGE TECHNOLOGIES, INC. | IVR Services | | 4,013.21 |
| 82073 | 09/16/2020 | DD | 3821 | NISC | Envelopes/Mail Svc/Postage/Print Svc | | 27,321.83 |
| | | | | | Software Lic/IVUE/API | | 7,773.65 |
| | | | | | Software Lic/IVUE/API | | 2,303.31 |
| | | | | | Software Lic/IVUE/API | | 3,454.96 |
| | | | | | Software Lic/IVUE/API | | 15,259.41 |
| | | | | | | **Total for Check/Tran - 82073:** | 56,113.16 |
| 82074 | 09/16/2020 | DD | 919 | NOANET | Kenn Verizon Co-Location | | 1,460.00 |
| | | | | | Broadband Billing | | 15,657.74 |
| | | | | | Broadband Billing | | 62,630.95 |
| | | | | | Franklin POP | | 1,833.00 |
| | | | | | | **Total for Check/Tran - 82074:** | 81,581.69 |
| 82075 | 09/16/2020 | DD | 3162 | ONLINE INFORMATION SERVICES, INC. | Online Utility Exchange | | -106.67 |
| | | | | | Online Utility Exchange | | 1,347.07 |
| | | | | | | **Total for Check/Tran - 82075:** | 1,240.40 |
| 82076 | 09/16/2020 | DD | 585 | PARADISE BOTTLED WATER CO. | Monthly Billing | | 709.23 |
| 82077 | 09/16/2020 | DD | 1241 | PARAMOUNT COMMUNICATIONS, INC. | NCMI Corporation | | 119.46 |
| | | | | | NCMI Corporation | | 2,471.79 |
| | | | | | Grandridge Fire HH | | 144.72 |
| | | | | | Grandridge Fire HH | | 4,219.11 |
| | | | | | Zirkle Fruit | | 1,976.40 |
| | | | | | Zirkle Fruit | | 21,566.63 |
| | | | | | | **Total for Check/Tran - 82077:** | 30,498.11 |
| 82078 | 09/16/2020 | DD | 2522 | RICHARDSON'S GARAGE DOORS, INC. | Maintenance | | 245.38 |
| | | | | | Maintenance | | 849.80 |

09/14/2020 To 10/04/2020

**Bank Account: 1 - Benton PUD ACH/Wire**

| Check / Tran | Date | Pmt Type | Vendor | Vendor Name | Reference | | Amount |
|---|---|---|---|---|---|---|---|
| | | | | | | **Total for Check/Tran - 82078:** | 1,095.18 |
| 82079 | 09/16/2020 | DD | 10684 | RJB WHOLESALE, INC. | pipe | | 30,630.41 |
| 82080 | 09/16/2020 | DD | 10569 | RPS ADVISORS | REC 2020-2030 | | 201,784.00 |
| 82081 | 09/16/2020 | DD | 2154 | SENSUS USA, INC. | Monthly SAAS Fee/Monitoring Svcv | | 5,090.19 |
| | | | | | Monthly SAAS Fee/Monitoring Svcv | | 8,226.34 |
| | | | | | Monthly SAAS Fee/Monitoring Svcv | | 3,765.73 |
| | | | | | | **Total for Check/Tran - 82081:** | 17,082.26 |
| 82082 | 09/16/2020 | DD | 158 | TRIDEC | Contracts | | 5,000.00 |
| 82083 | 09/16/2020 | DD | 1163 | TYNDALE ENTERPRISES, INC. | Clothing-Maynard/Faircloth | | 1,619.40 |
| 82084 | 09/16/2020 | DD | 1048 | UNITED WAY OF BENTON & FRANKLIN | EE United Way Contribution | | 391.97 |
| 82085 | 09/16/2020 | DD | 10154 | US PAYMENTS, LLC | Kiosk Processing/Transactions Fees | | 1,572.06 |
| | | | | | Kiosk Processing/Transactions Fees | | 1,440.00 |
| | | | | | | **Total for Check/Tran - 82085:** | 3,012.06 |
| 82086 | 09/16/2020 | DD | 272 | UTILITIES UNDERGROUND LOCATION | Underground Locate | | 903.00 |
| 82087 | 09/16/2020 | DD | 988 | WASH STATE DEPT NATURAL RESOUR | Jump Off Joe Lease | | 41,698.67 |
| 82088 | 09/16/2020 | DD | 4235 | WATER STREET PUBLIC AFFAIRS, LLC | Lobbying | | 5,100.00 |
| 82089 | 09/16/2020 | DD | 182 | WESCO DISTRIBUTION | GUY MARKERS | | 4,039.92 |
| | | | | | INSULATOR | | 633.14 |
| | | | | | lock | | 3,149.40 |
| | | | | | | **Total for Check/Tran - 82089:** | 7,822.46 |
| 82090 | 09/23/2020 | DD | 1736 | A W REHN & ASSOCIATES,INC. | FSA Medical/Dep Care Admin Fees | | 148.50 |
| 82091 | 09/23/2020 | DD | 912 | ACCURATE CALIBRATION SERVICES, L | Annual Calibration/Certification | | 1,650.00 |
| 82092 | 09/23/2020 | DD | 963 | ANIXTER INC. | material | | 14,878.20 |
| 82093 | 09/23/2020 | DD | 10496 | ARNETT INDUSTRIES, LLC | Glove testing | | -7.48 |
| | | | | | Glove testing | | 1,408.93 |
| | | | | | jumper cable testing | | 2,297.19 |

09/14/2020 To 10/04/2020

**Bank Account: 1 - Benton PUD ACH/Wire**

| Check / Tran | Date | Pmt Type | Vendor | Vendor Name | Reference | | Amount |
|---|---|---|---|---|---|---|---|
| | | | | | | **Total for Check/Tran - 82093:** | 3,698.64 |
| 82094 | 09/23/2020 | DD | 811 | AUS WEST LOCKBOX | Weekly Svc | | 44.24 |
| | | | | | Weekly Svc | | 40.61 |
| | | | | | Weekly Svc | | 30.52 |
| | | | | | Weekly svc | | 36.95 |
| | | | | | | **Total for Check/Tran - 82094:** | 152.32 |
| 82095 | 09/23/2020 | DD | 613 | CAMPBELL & COMPANY | REEP | | 500.00 |
| | | | | | REEP | | 700.00 |
| | | | | | | **Total for Check/Tran - 82095:** | 1,200.00 |
| 82096 | 09/23/2020 | DD | 394 | COLUMBIA ELECTRIC SUPPLY | fuseholder | | 233.38 |
| 82097 | 09/23/2020 | DD | 2972 | COMPUNET, INC. | Ofc 365/Azure | | 5,564.34 |
| | | | | | Umbrella Renewal | | 5,928.69 |
| | | | | | Software License/Support | | 5,154.60 |
| | | | | | | **Total for Check/Tran - 82097:** | 16,647.63 |
| 82098 | 09/23/2020 | DD | 57 | CONSOLIDATED ELECTRICAL DISTRIB | BEND 90 SCH 40 2 IN 18" RADIUS | | 567.98 |
| | | | | | BEND 90 SCH 40 2 IN 36 R | | 1,487.82 |
| | | | | | material | | 1,519.31 |
| | | | | | Bend 11-1/2 s/40 6"belled and | | 259.55 |
| | | | | | Bend 22 S/40, 6", belled and c | | 472.41 |
| | | | | | | **Total for Check/Tran - 82098:** | 4,307.07 |
| 82099 | 09/23/2020 | DD | 412 | ERMCO | Transformers | | 17,594.29 |
| 82100 | 09/23/2020 | DD | 79 | GENERAL PACIFIC, INC. | Radio | | 30,221.21 |
| 82101 | 09/23/2020 | DD | 2087 | H2 PRECAST, INC. | short paid tax on inv 150431by $.80 | | 0.80 |
| | | | | | Vault base/lid | | 16,615.80 |
| | | | | | | **Total for Check/Tran - 82101:** | 16,616.60 |
| 82102 | 09/23/2020 | DD | 10420 | HEALTH INVEST HRA TRUST | Monthly Fee | | 27.81 |
| 82103 | 09/23/2020 | DD | 214 | JACOBS & RHODES | REEP | | 1,300.00 |

# Accounts Payable
# Check Register

## 09/14/2020 To 10/04/2020

**Bank Account: 1 - Benton PUD ACH/Wire**

| Check / Tran | Date | Pmt Type | Vendor | Vendor Name | Reference | | Amount |
|---|---|---|---|---|---|---|---|
| | | | | | REEP | | 1,300.00 |
| | | | | | REEP | | 700.00 |
| | | | | | | **Total for Check/Tran - 82103:** | 3,300.00 |
| 82104 | 09/23/2020 | DD | 3430 | JESSICA MARSHALL | IIMC Webinar | | 50.00 |
| | | | | | IIMC Webinar | | 50.00 |
| | | | | | | **Total for Check/Tran - 82104:** | 100.00 |
| 82105 | 09/23/2020 | DD | 3821 | NISC | Postage/online payments/CIS/Envelopes | | 523.58 |
| | | | | | Postage/online payments/CIS/Envelopes | | 158.31 |
| | | | | | Postage/online payments/CIS/Envelopes | | 989.51 |
| | | | | | Postage/online payments/CIS/Envelopes | | 1,072.44 |
| | | | | | | **Total for Check/Tran - 82105:** | 2,743.84 |
| 82106 | 09/23/2020 | DD | 3953 | PACIFIC BACKFLOW SERVICES, LLC | Buliding Maintenance | | 1,617.27 |
| 82107 | 09/23/2020 | DD | 1241 | PARAMOUNT COMMUNICATIONS, INC. | Clearwater Grain Tower | | 2,587.61 |
| | | | | | Epic Trust Financial | | 336.66 |
| | | | | | Epic Trust Financial | | 3,293.95 |
| | | | | | Joe Peterson Insurance | | 961.11 |
| | | | | | Joe Peterson Insurance | | 11,525.88 |
| | | | | | | **Total for Check/Tran - 82107:** | 18,705.21 |
| 82108 | 09/23/2020 | DD | 396 | SD MYERS, LLC | Oil Testing | | 276.00 |
| 82109 | 09/23/2020 | DD | 219 | STONEWAY ELECTRIC SUPPLY | Cable Tie | | 1,422.66 |
| 82110 | 09/23/2020 | DD | 10028 | SYMETRA LIFE INSURANCE COMPANY | Non Barg Basic AD&D | | 174.15 |
| | | | | | Non Barg Basic Dep Life | | 103.95 |
| | | | | | Non Barg Basic Life | | 1,102.95 |
| | | | | | Self Insured STD | | 374.85 |
| | | | | | Basic AD&D | | 390.84 |
| | | | | | Basic Life | | 1,263.74 |
| | | | | | Supplemental AD&D - Child | | 5.34 |
| | | | | | Supplemental AD&D - EE | | 350.40 |

# Accounts Payable
# Check Register

## 09/14/2020 To 10/04/2020

**Bank Account: 1 - Benton PUD ACH/Wire**

| Check / Tran | Date | Pmt Type | Vendor | Vendor Name | Reference | | Amount |
|---|---|---|---|---|---|---|---|
| | | | | | Supplemental AD&D - Spouse | | 190.20 |
| | | | | | Supplemental Life -Child | | 61.60 |
| | | | | | Supplemental Life -EE | | 2,942.30 |
| | | | | | Supplemental Life -Spouse | | 632.45 |
| | | | | | LTD Core Buy-Up | | 880.00 |
| | | | | | LTD Core No Buy-Up | | 3,591.25 |
| | | | | | LTD 88 | | 12.45 |
| | | | | | | **Total for Check/Tran - 82110:** | 12,076.47 |
| 82111 | 09/23/2020 | DD | 182 | WESCO DISTRIBUTION | INSULATOR,POLYMER,STATION POST | | 13,295.90 |
| 82112 | 09/24/2020 | DD | 3881 | HIPOLITO VELEZ | 2020 Renewable Energy Incentive | | 4,858.38 |
| 82263 | 09/30/2020 | DD | 1736 | A W REHN & ASSOCIATES,INC. | Flex Spending Dependent Care | | 384.62 |
| | | | | | Flex Spending Health Care | | 2,102.49 |
| | | | | | | **Total for Check/Tran - 82263:** | 2,487.11 |
| 82264 | 09/30/2020 | DD | 963 | ANIXTER INC. | Pedestal Fiberglass | | 1,385.04 |
| | | | | | Insulator | | 339.92 |
| | | | | | elbows | | 1,427.00 |
| | | | | | Connector | | 3,604.16 |
| | | | | | Bracket | | 11,252.05 |
| | | | | | | **Total for Check/Tran - 82264:** | 18,008.17 |
| 82265 | 09/30/2020 | DD | 811 | AUS WEST LOCKBOX | Weekly Svc | | 44.24 |
| | | | | | Weekly Svc | | 40.61 |
| | | | | | Weekly Svc | | 30.52 |
| | | | | | Weekly Svc | | 36.95 |
| | | | | | Weekly Svc | | 40.61 |
| | | | | | Weekly Svc | | 30.52 |
| | | | | | Weekly Svc | | 36.95 |
| | | | | | | **Total for Check/Tran - 82265:** | 260.40 |
| 82266 | 09/30/2020 | DD | 36 | BENTON PUD - REVOLVING FUND-MAI | Credit Balance Refund | | 200.00 |

# Accounts Payable
# Check Register

## 09/14/2020 To 10/04/2020

**Bank Account: 1 - Benton PUD ACH/Wire**

| Check / Tran | Date | Pmt Type | Vendor | Vendor Name | Reference | | Amount |
|---|---|---|---|---|---|---|---|
| 82267 | 09/30/2020 | DD | 57 | CONSOLIDATED ELECTRICAL DISTRIB | Material | | 507.59 |
| | | | | | Material | | 335.25 |
| | | | | | | **Total for Check/Tran - 82267:** | 842.84 |
| 82268 | 09/30/2020 | DD | 10134 | END 2 END TECHNOLOGIES, LLC | MDS SD9 Ethernet/900 MHz Radio | | 1,287.91 |
| | | | | | MDS SD9 Ethernet/900 MHz Radio | | -101.99 |
| | | | | | | **Total for Check/Tran - 82268:** | 1,185.92 |
| 82269 | 09/30/2020 | DD | 3130 | GDS ASSOCIATES, INC. | PSA | | 665.00 |
| 82270 | 09/30/2020 | DD | 79 | GENERAL PACIFIC, INC. | Cable adapter | | 46.75 |
| | | | | | Connector | | 5,345.24 |
| | | | | | | **Total for Check/Tran - 82270:** | 5,391.99 |
| 82271 | 09/30/2020 | DD | 3018 | HRA VEBA TRUST | MSA/VEBA Trust- ER | | 7,500.00 |
| | | | | | MSA/VEBA Trust- WEllness | | 22,350.00 |
| | | | | | | **Total for Check/Tran - 82271:** | 29,850.00 |
| 82272 | 09/30/2020 | DD | 1818 | IBEW LOCAL 77 | IBEW A Dues Assessment | | 3,359.15 |
| | | | | | IBEW BA Dues Assessment | | 5,652.24 |
| | | | | | | **Total for Check/Tran - 82272:** | 9,011.39 |
| 82273 | 09/30/2020 | DD | 3343 | MOSS ADAMS, LLP | Progress Billing | | 348.57 |
| 82274 | 09/30/2020 | DD | 919 | NOANET | Zayo Dark fiber | | 9,169.75 |
| 82275 | 09/30/2020 | DD | 2774 | JENNIFER PERSONS | Headsets for Telecommuting | | 43.13 |
| 82276 | 09/30/2020 | DD | 10684 | RJB WHOLESALE, INC. | Be sweep | | 1,076.45 |
| | | | | | pipe | | 6,011.66 |
| | | | | | Pipe | | 13,531.56 |
| | | | | | | **Total for Check/Tran - 82276:** | 20,619.67 |
| 82277 | 09/30/2020 | DD | 821 | SCHWEITZER ENGINEERING LABORAT | Automation Controller | | 1,294.51 |
| 82278 | 09/30/2020 | DD | 1163 | TYNDALE ENTERPRISES, INC. | Clothing-Sunford/Hoegh/Anomasiri | | 1,049.91 |
| | | | | | Clothing-Himmelberger | | 96.98 |
| | | | | | Clothing-Humphreys | | 204.71 |

# Accounts Payable
# Check Register

## 09/14/2020 To 10/04/2020

**Bank Account: 1 - Benton PUD ACH/Wire**

| Check / Tran | Date | Pmt Type | Vendor | Vendor Name | Reference | | Amount |
|---|---|---|---|---|---|---|---|
| | | | | | | **Total for Check/Tran - 82278:** | 1,351.60 |
| 82279 | 09/30/2020 | DD | 1048 | UNITED WAY OF BENTON & FRANKLIN | EE United Way Contribution | | 391.97 |
| 82280 | 09/30/2020 | DD | 205 | WASHINGTON STATE AUDITOR'S OFFI | Energy Independence Attestation | | 2,578.47 |
| 82281 | 09/30/2020 | DD | 575 | WELLS FARGO BANK | EE Vision | | 121.20 |
| | | | | | ER Vision | | 2,960.77 |
| | | | | | EE Health | | 10,509.46 |
| | | | | | ER Health | | 166,259.54 |
| | | | | | EE Dental | | 671.33 |
| | | | | | ER Dental | | 16,479.24 |
| | | | | | | **Total for Check/Tran - 82281:** | 197,001.54 |
| 82282 | 09/30/2020 | DD | 182 | WESCO DISTRIBUTION | WIRE | | 10,724.25 |
| | | | | | wire | | 11,370.42 |
| | | | | | cable | | 63,626.99 |
| | | | | | | **Total for Check/Tran - 82282:** | 85,721.66 |

| | | |
|---|---|---|
| **Total Payments for Bank Account - 1 :** | (83) | 1,864,146.21 |
| **Total Voids for Bank Account - 1 :** | (0) | 0.00 |
| **Total for Bank Account - 1 :** | (83) | 1,864,146.21 |

# Accounts Payable
# Check Register

## 09/14/2020 To 10/04/2020

**Bank Account: 2 - BPUD Accounts Payable Warrants**

| Check / Tran | Date | Pmt Type | Vendor | Vendor Name | Reference | | Amount | |
|---|---|---|---|---|---|---|---|---|
| 74389 | 08/30/2018 | CHK | 99999 | RACHEL LANCE | Credit Balance Refund | | 115.10 | VOID |
| 74451 | 09/05/2018 | CHK | 99999 | PAYTON MOORE | Credit Balance Refund | | 63.61 | VOID |
| 74543 | 09/19/2018 | CHK | 99999 | AMY J KOGELMAN | Credit Balance Refund | | 13.00 | VOID |
| 79452 | 07/15/2020 | CHK | 99999 | BRIGITTE M LA BELLE | Credit Balance Refund | | 300.00 | VOID |
| 79793 | 09/09/2020 | CHK | 99999 | HUSSEIN AL QARAGHULI | Credit Balance Refund | | 87.27 | VOID |
| 79816 | 09/16/2020 | CHK | 3873 | AMERICOOL HEATING AND A/C, LLC | REEP | | 1,300.00 | |
| 79817 | 09/16/2020 | CHK | 2425 | AT&T MOBILITY | Monthly Billing | | 69.44 | |
| 79818 | 09/16/2020 | CHK | 39 | BENTON COUNTY | Digital Copies | | 43.00 | |
| 79819 | 09/16/2020 | CHK | 35 | BENTON PUD - CUSTOMER ACCOUNT D | Monthly Billing | | 412.20 | |
| 79820 | 09/16/2020 | CHK | 3344 | BOYD'S TREE SERVICE, LLC | Tree Trimming Svc | | 7,940.48 | |
| | | | | | Tree Trimming Svc | | 6,141.56 | |
| | | | | | Tree Trimming Svc | | 8,390.21 | |
| | | | | | Tree Trimming Svc | | 6,141.56 | |
| | | | | | | **Total for Check/Tran - 79820:** | 28,613.81 | |
| 79821 | 09/16/2020 | CHK | 32 | CITY OF BENTON CITY | Occupation Tax 8/20 | | 11,738.62 | |
| 79822 | 09/16/2020 | CHK | 2831 | CORRECTIONAL INDUSTRIES | furniture | | 532.14 | |
| | | | | | Chair | | 370.33 | |
| | | | | | desk | | 4,385.70 | |
| | | | | | | **Total for Check/Tran - 79822:** | 5,288.17 | |
| 79823 | 09/16/2020 | CHK | 2450 | D HITTLE & ASSCOCIATES, INC. | Joint Use Corrctive Action Substation | | 160.00 | |
| | | | | | Van Giesen/Buckskin Lane | | 1,595.00 | |
| | | | | | Stevens Dr. | | 2,750.00 | |
| | | | | | | **Total for Check/Tran - 79823:** | 4,505.00 | |
| 79824 | 09/16/2020 | CHK | 3029 | DELTA HEATING & COOLING, INC. | REEP | | 700.00 | |
| | | | | | REEP | | 700.00 | |
| | | | | | | **Total for Check/Tran - 79824:** | 1,400.00 | |

09/14/2020 To 10/04/2020

**Bank Account: 2 - BPUD Accounts Payable Warrants**

| Check / Tran | Date | Pmt Type | Vendor | Vendor Name | Reference | | Amount |
|---|---|---|---|---|---|---|---|
| 79825 | 09/16/2020 | CHK | 10169 | FALCON SOFTWARE COMPANY, INC. | Software Support/Maintenance | | 1,500.00 |
| 79826 | 09/16/2020 | CHK | 99 | KIE SUPPLY CORP | pipe | | 1,097.95 |
| 79827 | 09/16/2020 | CHK | 310 | MOON SECURITY SERVICES, INC. | Monitoring Svc | | 288.87 |
| | | | | | Monitoring Svc | | 109.69 |
| | | | | | Monitoring Svc | | 79.28 |
| | | | | | Monitoring Svc | | 79.28 |
| | | | | | Monitoring Svc | | 79.28 |
| | | | | | Monitoring Svc | | 131.95 |
| | | | | | maintenance | | 340.99 |
| | | | | | Maintenenance | | 340.99 |
| | | | | | Maintenance | | 340.99 |
| | | | | | maintenance | | 340.99 |
| | | | | | Maintenance | | 340.99 |
| | | | | | | **Total for Check/Tran - 79827:** | 2,473.30 |
| 79828 | 09/16/2020 | CHK | 122 | PACIFIC NORTHWEST WATERWAYS AS | Membership dues 2020-2021 | | 3,300.00 |
| 79829 | 09/16/2020 | CHK | 2176 | PACIFIC OFFICE AUTOMATION, INC. | Monthly billing | | 32.95 |
| | | | | | Monthly Billing | | 38.37 |
| | | | | | | **Total for Check/Tran - 79829:** | 71.32 |
| 79830 | 09/16/2020 | CHK | 962 | PACIFIC POWER | Monthly billing | | 478.53 |
| 79831 | 09/16/2020 | CHK | 10095 | PASCO TIRE FACTORY, INC. | tires | | 4,086.20 |
| | | | | | tires | | 432.06 |
| | | | | | tires | | 771.74 |
| | | | | | | **Total for Check/Tran - 79831:** | 5,290.00 |
| 79832 | 09/16/2020 | CHK | 2429 | PROSSER TOWER SITE, INC. | Communication Site License Agreement | | 2,900.00 |
| 79833 | 09/16/2020 | CHK | 135 | PROSSER, CITY OF | Occupation Tax 8/20 | | 40,563.46 |
| 79834 | 09/16/2020 | CHK | 2522 | RICHARDSON'S GARAGE DOORS, INC. | Maintenance | | 849.80 |
| 79835 | 09/16/2020 | CHK | 141 | RICHLAND, CITY OF | Fiber Lease | | 293.22 |

09/14/2020 To 10/04/2020

**Bank Account: 2 - BPUD Accounts Payable Warrants**

| Check / Tran | Date | Pmt Type | Vendor | Vendor Name | Reference | | Amount |
|---|---|---|---|---|---|---|---|
| | | | | | Fiber Lease | | 293.22 |
| | | | | | Fiber Lease | | 146.61 |
| | | | | | tax for invoice 42220 | | 11.61 |
| | | | | | | **Total for Check/Tran - 79835:** | 744.66 |
| 79836 | 09/16/2020 | CHK | 141 | RICHLAND, CITY OF | Occupation Tax 8/20 | | 3,384.43 |
| 79837 | 09/16/2020 | CHK | 2745 | STELLA-JONES CORP. | poles | | 45,326.38 |
| 79838 | 09/16/2020 | CHK | 10475 | MICHAEL L TALBOT | Advertising | | 50.00 |
| 79839 | 09/16/2020 | CHK | 2699 | TOTAL ENERGY MANAGEMENT & HVA | REEP | | 1,300.00 |
| 79840 | 09/16/2020 | CHK | 3709 | TRANSFORMER TECHNOLOGIES, LLC | Material | | 1,977.25 |
| 79841 | 09/16/2020 | CHK | 193 | UNITED PARCEL SERVICE OF AMERICA | Shipping Svc | | 124.00 |
| 79842 | 09/16/2020 | CHK | 992 | VERIZON NORTHWEST | mONTHLY bILLING | | 312.00 |
| | | | | | Monthly Billing | | 350.70 |
| | | | | | Monthly Billing | | 349.67 |
| | | | | | | **Total for Check/Tran - 79842:** | 1,012.37 |
| 79843 | 09/16/2020 | CHK | 100 | WASTE MANAGEMENT OF WASHINGT | Monthly Billing | | 909.99 |
| | | | | | Monthly billing | | 273.41 |
| | | | | | | **Total for Check/Tran - 79843:** | 1,183.40 |
| 79844 | 09/16/2020 | CHK | 10649 | ZIPLY FIBER | Monthly Billing | | 96.71 |
| 79845 | 09/16/2020 | CHK | 99999 | MEJIKO ABNER | Credit Balance Refund | | 67.96 |
| 79846 | 09/16/2020 | CHK | 99999 | EMILIO ALONZO | Credit Balance Refund | | 65.22 |
| 79847 | 09/16/2020 | CHK | 99999 | BRYAN D ANDERSEN | Credit Balance Refund | | 178.75 |
| 79848 | 09/16/2020 | CHK | 99999 | TANNER BERZETT | Credit Balance Refund | | 27.33 |
| 79849 | 09/16/2020 | CHK | 99999 | CATAMOUNT PROPERTIES 2018 LLC | Credit Balance Refund | | 171.36 |
| 79850 | 09/16/2020 | CHK | 99999 | RICARDO CENTIENO | Credit Balance Refund | | 22.71 |
| 79851 | 09/16/2020 | CHK | 99999 | CHAMPERY REAL ESTATE 2015 LLC | Credit Balance Refund | | 191.09 |

# Accounts Payable
# Check Register

## 09/14/2020 To 10/04/2020

**Bank Account: 2 - BPUD Accounts Payable Warrants**

| Check / Tran | Date | Pmt Type | Vendor | Vendor Name | Reference | Amount |
|---|---|---|---|---|---|---|
| 79852 | 09/16/2020 | CHK | 99999 | JAMES J CHAMPLIN | Credit Balance Refund | 158.16 |
| 79853 | 09/16/2020 | CHK | 99999 | ANGELICA CORNEJO CORTEZ | Credit Balance Refund | 1,009.87 |
| 79854 | 09/16/2020 | CHK | 99999 | ESTATE OF RAYMOND L LANGAAS | Credit Balance Refund | 95.48 |
| 79855 | 09/16/2020 | CHK | 99999 | GUADALUPE M EVANS | Credit Balance Refund | 63.03 |
| 79856 | 09/16/2020 | CHK | 99999 | ASCENSION GARCIA | Credit Balance Refund | 273.89 |
| 79857 | 09/16/2020 | CHK | 99999 | HUGO GONZALEZ ROMERO | Credit Balance Refund | 131.65 |
| 79858 | 09/16/2020 | CHK | 99999 | ALEJANDRA GUTIERREZ | Credit Balance Refund | 73.68 |
| 79859 | 09/16/2020 | CHK | 99999 | SAUDA HADZOVIC | Credit Balance Refund | 154.67 |
| 79860 | 09/16/2020 | CHK | 99999 | DEWAYNE E HARPER | Credit Balance Refund | 18.64 |
| 79861 | 09/16/2020 | CHK | 99999 | AMBER KELLY | Credit Balance Refund | 59.07 |
| 79862 | 09/16/2020 | CHK | 99999 | VINCENT E KERCHAL | Credit Balance Refund | 83.22 |
| 79863 | 09/16/2020 | CHK | 99999 | RAND KOSKINIEMI | Credit Balance Refund | 23.77 |
| 79864 | 09/16/2020 | CHK | 99999 | DOUGLAS E MEYER | Credit Balance Refund | 1,328.24 |
| 79865 | 09/16/2020 | CHK | 99999 | DON MILLER | Credit Balance Refund | 220.04 |
| 79866 | 09/16/2020 | CHK | 99999 | NICOLE OTTON ALLBEE | Credit Balance Refund | 823.56 |
| 79867 | 09/16/2020 | CHK | 99999 | JACK L PIERCE SR | Credit Balance Refund | 81.00 |
| 79868 | 09/16/2020 | CHK | 99999 | PATRICK W PUNTNEY | Credit Balance Refund | 338.22 |
| 79869 | 09/16/2020 | CHK | 99999 | JASON S ROYALE | Credit Balance Refund | 546.32 |
| 79870 | 09/16/2020 | CHK | 99999 | SIGO CONSTRUCTION LLC | Credit Balance Refund | 185.85 |
| 79871 | 09/16/2020 | CHK | 99999 | SOPHISTICATED INK | Credit Balance Refund | 141.54 |
| 79872 | 09/16/2020 | CHK | 99999 | JOSHUE B STAGGE | Credit Balance Refund | 72.42 |
| 79873 | 09/16/2020 | CHK | 99999 | TARA M SYMONS | Credit Balance Refund | 31.85 |
| 79874 | 09/16/2020 | CHK | 99999 | THOMAS M WITHERS | Credit Balance Refund | 16.88 |

# Accounts Payable
# Check Register

## 09/14/2020 To 10/04/2020

**Bank Account: 2 - BPUD Accounts Payable Warrants**

| Check / Tran | Date | Pmt Type | Vendor | Vendor Name | Reference | | Amount |
|---|---|---|---|---|---|---|---|
| 79875 | 09/16/2020 | CHK | 99999 | MELISSA ZEPEDA | Credit Balance Refund | | 156.19 |
| 79876 | 09/23/2020 | CHK | 258 | APOLLO MECHANICAL CONTRACTORS | REEP | | 500.00 |
| | | | | | REEP | | 1,100.00 |
| | | | | | | **Total for Check/Tran - 79876:** | 1,600.00 |
| 79877 | 09/23/2020 | CHK | 39 | BENTON COUNTY | Easement wo 596753-2 | | 105.50 |
| | | | | | Easement Hoch Family Esmt 1 | | 105.50 |
| | | | | | Easement Hoch Family Esmt 3 | | 105.50 |
| | | | | | Easement wo 587541 | | 105.50 |
| | | | | | Easement wo 592635 | | 105.50 |
| | | | | | Easement wo 593675 | | 105.50 |
| | | | | | Easement wo 596753-3 | | 105.50 |
| | | | | | Easement wo 598997 | | 105.50 |
| | | | | | Easement wo 600163 | | 105.50 |
| | | | | | | **Total for Check/Tran - 79877:** | 949.50 |
| 79878 | 09/23/2020 | CHK | 259 | BENTON FRANKLIN COMMUNITY ACTI | Helping Hands | | 1,899.08 |
| 79879 | 09/23/2020 | CHK | 54 | BNSF RAILWAY COMPANY | Permit - Wireline Crossing | | 100.00 |
| | | | | | Permit - Wireline Crossing | | 700.00 |
| | | | | | | **Total for Check/Tran - 79879:** | 800.00 |
| 79880 | 09/23/2020 | CHK | 3344 | BOYD'S TREE SERVICE, LLC | Tree Trimming svc | | 7,940.48 |
| | | | | | Tree Trimming Svc | | 6,141.56 |
| | | | | | | **Total for Check/Tran - 79880:** | 14,082.04 |
| 79881 | 09/23/2020 | CHK | 138 | CCR - TRI-CITIES ,LLC | Advertising | | 640.00 |
| | | | | | Advertising | | 640.00 |
| | | | | | | **Total for Check/Tran - 79881:** | 1,280.00 |
| 79882 | 09/23/2020 | CHK | 3520 | CI INFORMATION MANAGEMENT | Shred Svc | | 189.00 |
| | | | | | Storage svc | | 282.23 |
| | | | | | | **Total for Check/Tran - 79882:** | 471.23 |
| 79883 | 09/23/2020 | CHK | 10615 | CONCRETE SPECIALTIES | Foam dispenser/cleaner/foam | | -114.90 |

09/14/2020 To 10/04/2020

**Bank Account: 2 - BPUD Accounts Payable Warrants**

| Check / Tran | Date | Pmt Type | Vendor | Vendor Name | Reference | | Amount |
|---|---|---|---|---|---|---|---|
| | | | | | Foam dispenser/cleaner/foam | | 1,450.90 |
| | | | | | | **Total for Check/Tran - 79883:** | 1,336.00 |
| 79884 | 09/23/2020 | CHK | 3029 | DELTA HEATING & COOLING, INC. | REEP | | 3,800.00 |
| 79885 | 09/23/2020 | CHK | 3439 | DJ'S ELECTRICAL, INC. | Cable Replacement | | 171,768.10 |
| | | | | | JU-NESC Compliance | | 4,939.12 |
| | | | | | JU-NESC Compliance | | 2,203.12 |
| | | | | | JU-NESC Compliance | | 51,116.94 |
| | | | | | JU-NESC Compliance | | 43,978.80 |
| | | | | | | **Total for Check/Tran - 79885:** | 274,006.08 |
| 79886 | 09/23/2020 | CHK | 10258 | EVERGREEN ECO BLASTING, LLC | Graffiti Removal - Buntin Loop | | -70.95 |
| | | | | | Graffiti Removal - Buntin Loop | | 895.95 |
| | | | | | Graffiti removal - Riverfront Sub | | -215.65 |
| | | | | | Graffiti removal - Riverfront Sub | | 2,723.22 |
| | | | | | | **Total for Check/Tran - 79886:** | 3,332.57 |
| 79887 | 09/23/2020 | CHK | 243 | FEDERAL EXPRESS CORP | SHIPPING SVC | | 14.51 |
| | | | | | SHIPPING SVC | | 7.99 |
| | | | | | SHIPPING SVC | | 59.04 |
| | | | | | SHIPPING SVC | | 4.21 |
| | | | | | SHIPPING SVC | | 49.97 |
| | | | | | | **Total for Check/Tran - 79887:** | 135.72 |
| 79888 | 09/23/2020 | CHK | 10690 | FIORE GROUP | Commercial Energy Efficiency Prg | | 5,618.00 |
| 79889 | 09/23/2020 | CHK | 2176 | PACIFIC OFFICE AUTOMATION, INC. | Monthly Billing | | 83.45 |
| | | | | | Monthly Billing | | 106.69 |
| | | | | | Monthly billing | | 1,296.25 |
| | | | | | | **Total for Check/Tran - 79889:** | 1,486.39 |
| 79890 | 09/23/2020 | CHK | 141 | RICHLAND, CITY OF | Fiber Lease | | 1,466.10 |
| | | | | | Fiber Lease | | 108.60 |
| | | | | | Fiber Lease | | 146.61 |

# Accounts Payable
# Check Register

## 09/14/2020 To 10/04/2020

**Bank Account: 2 - BPUD Accounts Payable Warrants**

| Check / Tran | Date | Pmt Type | Vendor | Vendor Name | Reference | | Amount |
|---|---|---|---|---|---|---|---|
| | | | | | | **Total for Check/Tran - 79890:** | 1,721.31 |
| 79891 | 09/23/2020 | CHK | 139 | TOWNSQUARE MEDIA TRI CITIES | Advertising | | 800.00 |
| | | | | | Advertising | | 840.00 |
| | | | | | Advertising | | 440.00 |
| | | | | | | **Total for Check/Tran - 79891:** | 2,080.00 |
| 79892 | 09/23/2020 | CHK | 193 | UNITED PARCEL SERVICE OF AMERICA | mailing svc | | 44.69 |
| 79893 | 09/23/2020 | CHK | 992 | VERIZON NORTHWEST | Monthly billing | | 745.44 |
| 79894 | 09/23/2020 | CHK | 174 | WASH STATE DEPT EMPLOYMENT SEC | 3rd Qtr 2020 UI Tax Admin | | 5,292.68 |
| | | | | | | | 317.56 |
| | | | | | | **Total for Check/Tran - 79894:** | 5,610.24 |
| 79895 | 09/23/2020 | CHK | 99999 | AGRILABOR INC | Credit Balance Refund | | 7,296.51 |
| 79896 | 09/23/2020 | CHK | 99999 | JOSIE L CHENEY | Credit Balance Refund | | 46.18 |
| 79897 | 09/23/2020 | CHK | 99999 | OSVALDO COBIAN | Credit Balance Refund | | 14.66 |
| 79898 | 09/23/2020 | CHK | 99999 | CASEY L DAVIS | Credit Balance Refund | | 88.22 |
| 79899 | 09/23/2020 | CHK | 99999 | OSCAR DESANTIAGO-BARBOS | Credit Balance Refund | | 131.51 |
| 79900 | 09/23/2020 | CHK | 99999 | ROBERT J DUNLAP | Credit Balance Refund | | 301.12 |
| 79901 | 09/23/2020 | CHK | 99999 | ROB FERMANICH | Credit Balance Refund | | 124.06 |
| 79902 | 09/23/2020 | CHK | 99999 | SANDRA FRANK | Credit Balance Refund | | 48.23 |
| 79903 | 09/23/2020 | CHK | 99999 | DIANNE GARCIA | Credit Balance Refund | | 34.86 |
| 79904 | 09/23/2020 | CHK | 99999 | FABIOLA GARZA | Credit Balance Refund | | 85.62 |
| 79905 | 09/23/2020 | CHK | 99999 | TARREN HILBORN | Credit Balance Refund | | 25.79 |
| 79906 | 09/23/2020 | CHK | 99999 | KARLENE M INGERSOLL | Credit Balance Refund | | 23.62 |
| 79907 | 09/23/2020 | CHK | 99999 | BETHANY JONES | Credit Balance Refund | | 192.50 |
| 79908 | 09/23/2020 | CHK | 99999 | SARAH KILLIAN | Credit Balance Refund | | 91.75 |

# Accounts Payable
# Check Register

## 09/14/2020 To 10/04/2020

**Bank Account: 2 - BPUD Accounts Payable Warrants**

| Check / Tran | Date | Pmt Type | Vendor | Vendor Name | Reference | Amount | |
|---|---|---|---|---|---|---|---|
| 79909 | 09/23/2020 | CHK | 99999 | AMY J KOGELMAN | Credit Balance Refund | 13.00 | VOID |
| 79910 | 09/23/2020 | CHK | 99999 | LAURA Y LAZARIT | Credit Balance Refund | 111.86 | |
| 79911 | 09/23/2020 | CHK | 99999 | KARI LINDSAY | Credit Balance Refund | 52.56 | |
| 79912 | 09/23/2020 | CHK | 99999 | MARY LIPPOLD | Credit Balance Refund | 423.24 | |
| 79913 | 09/23/2020 | CHK | 99999 | RICHARD J MEYER | Credit Balance Refund | 750.31 | |
| 79914 | 09/23/2020 | CHK | 99999 | TAWNY K OSMUNDSON | Credit Balance Refund | 52.00 | |
| 79915 | 09/23/2020 | CHK | 99999 | TAYLAR W PERKINS | Credit Balance Refund | 58.99 | |
| 79916 | 09/23/2020 | CHK | 99999 | LUZ RAMIREZ | Credit Balance Refund | 139.92 | |
| 79917 | 09/23/2020 | CHK | 99999 | TERRIA L SALLEE | Credit Balance Refund | 432.85 | |
| 79918 | 09/23/2020 | CHK | 99999 | FRANK P SCHMECK | Credit Balance Refund | 340.62 | |
| 79919 | 09/23/2020 | CHK | 99999 | CLARRETA S SIMMONS | Credit Balance Refund | 360.90 | |
| 79920 | 09/23/2020 | CHK | 99999 | MICHELLE L STEELE | Credit Balance Refund | 117.80 | |
| 79921 | 09/23/2020 | CHK | 99999 | PAIGE N WATSON | Credit Balance Refund | 34.50 | |
| 79922 | 09/23/2020 | CHK | 99999 | LASHAYLA WILLIAMS | Credit Balance Refund | 10.36 | |
| 79923 | 09/24/2020 | CHK | 10179 | JIM ADRIAN | 2020 Renewable Energy Incentive | 2,272.16 | |
| 79924 | 09/24/2020 | CHK | 10165 | MARSHALL ALMARODE | 2020 Renewable Energy Incentive | 2,395.68 | |
| 79925 | 09/24/2020 | CHK | 10227 | WARD ANGELOS | 2020 Renewable Energy Incentive | 1,970.08 | |
| 79926 | 09/24/2020 | CHK | 10343 | CHAD ARMATROUT | 2020 Renewable Energy Incentive | 3,033.72 | |
| 79927 | 09/24/2020 | CHK | 10362 | JIM AUST | 2020 Renewable Energy Incentive | 2,936.52 | |
| 79928 | 09/24/2020 | CHK | 10328 | CHRISTOPHER BAER | 2020 Renewable Energy Incentive | 2,497.86 | |
| 79929 | 09/24/2020 | CHK | 10452 | JASON BALLINGER | 2020 Renewable Energy Incentive | 2,183.60 | |
| 79930 | 09/24/2020 | CHK | 4014 | DAVY BARDESSONO | 2020 Renewable Energy Incentive | 2,759.76 | |
| 79931 | 09/24/2020 | CHK | 10261 | LINDA BARNES | 2020 Renewable Energy Incentive | 2,735.36 | |

# Accounts Payable
# Check Register

## 09/14/2020 To 10/04/2020

**Bank Account: 2 - BPUD Accounts Payable Warrants**

| Check / Tran | Date | Pmt Type | Vendor | Vendor Name | Reference | Amount |
|---|---|---|---|---|---|---|
| 79932 | 09/24/2020 | CHK | 10361 | SCOTT BARTHOLOMEW | 2020 Renewable Energy Incentive | 1,551.78 |
| 79933 | 09/24/2020 | CHK | 10190 | SARAH BAUGH | 2020 Renewable Energy Incentive | 1,311.84 |
| 79934 | 09/24/2020 | CHK | 10495 | CRAIG BAUMGARTNER | 2020 Renewable Energy Incentive | 1,587.04 |
| 79935 | 09/24/2020 | CHK | 4122 | ED BAYHA | 2020 Renewable Energy Incentive | 2,830.38 |
| 79936 | 09/24/2020 | CHK | 10392 | TURRELL BECK | 2020 Renewable Energy Incentive | 2,988.36 |
| 79937 | 09/24/2020 | CHK | 854 | WILLIAM T BENNETT | 2020 Renewable Energy Incentive | 2,879.73 |
| 79938 | 09/24/2020 | CHK | 10439 | BRUCE BENTON | 2020 Renewable Energy Incentive | 2,364.12 |
| 79939 | 09/24/2020 | CHK | 10403 | MARC BERMAN | 2020 Renewable Energy Incentive | 2,271.78 |
| 79940 | 09/24/2020 | CHK | 10375 | MICHAEL BITTRICK | 2020 Renewable Energy Incentive | 1,915.56 |
| 79941 | 09/24/2020 | CHK | 10396 | VARON BLACKBURN | 2020 Renewable Energy Incentive | 2,805.84 |
| 79942 | 09/24/2020 | CHK | 10145 | GEORGE BLOCK | 2020 Renewable Energy Incentive | 1,759.36 |
| 79943 | 09/24/2020 | CHK | 10442 | DAVID BLOMBERG | 2020 Renewable Energy Incentive | 2,917.26 |
| 79944 | 09/24/2020 | CHK | 10379 | ERIC BLUM | 2020 Renewable Energy Incentive | 2,440.98 |
| 79945 | 09/24/2020 | CHK | 10673 | CALEB BORK | 2020 Renewable Energy Incentive | 919.38 |
| 79946 | 09/24/2020 | CHK | 10187 | JANICE BRETTHAUER | 2020 Renewable Energy Incentive | 1,980.00 |
| 79947 | 09/24/2020 | CHK | 10399 | KEITH BRUTZMAN | 2020 Renewable Energy Incentive | 2,790.18 |
| 79948 | 09/24/2020 | CHK | 10334 | ROBERT BUEHLER | 2020 Renewable Energy Incentive | 2,527.38 |
| 79949 | 09/24/2020 | CHK | 10239 | CHARLOTTE BUNCE | 2020 Renewable Energy Incentive | 2,067.66 |
| 79950 | 09/24/2020 | CHK | 10219 | MIKE BUNCH | 2020 Renewable Energy Incentive | 3,568.95 |
| 79951 | 09/24/2020 | CHK | 10364 | KOREN BURLING | 2020 Renewable Energy Incentive | 2,765.70 |
| 79952 | 09/24/2020 | CHK | 10401 | SHARON BURNS | 2020 Renewable Energy Incentive | 1,557.18 |
| 79953 | 09/24/2020 | CHK | 10448 | WANDA CADWALLADER | 2020 Renewable Energy Incentive | 2,350.08 |
| 79954 | 09/24/2020 | CHK | 10280 | BRUCE CANNARD | 2020 Renewable Energy Incentive | 2,648.34 |

# Accounts Payable
# Check Register

## 09/14/2020 To 10/04/2020

**Bank Account: 2 - BPUD Accounts Payable Warrants**

| Check / Tran | Date | Pmt Type | Vendor | Vendor Name | Reference | Amount |
|---|---|---|---|---|---|---|
| 79955 | 09/24/2020 | CHK | 10240 | MATT CARPINO | 2020 Renewable Energy Incentive | 1,887.12 |
| 79956 | 09/24/2020 | CHK | 10173 | DAVID CAZIER | 2020 Renewable Energy Incentive | 1,637.79 |
| 79957 | 09/24/2020 | CHK | 10438 | JASON CELSKI | 2020 Renewable Energy Incentive | 2,633.22 |
| 79958 | 09/24/2020 | CHK | 10372 | DAVID CHAVEY-REYNAUD | 2020 Renewable Energy Incentive | 3,011.22 |
| 79959 | 09/24/2020 | CHK | 10314 | LORIN CIMRHAKL | 2020 Renewable Energy Incentive | 2,607.66 |
| 79960 | 09/24/2020 | CHK | 32 | CITY OF BENTON CITY | 2020 Renewable Energy Incentive | 11,904.86 |
| 79961 | 09/24/2020 | CHK | 10405 | RON CLAWSON | 2020 Renewable Energy Incentive | 2,974.86 |
| 79962 | 09/24/2020 | CHK | 10316 | RICHARD CLEMENTS | 2020 Renewable Energy Incentive | 2,403.90 |
| 79963 | 09/24/2020 | CHK | 10178 | DANIELLE COBB | 2020 Renewable Energy Incentive | 2,098.88 |
| 79964 | 09/24/2020 | CHK | 10265 | KRIS COLBORN | 2020 Renewable Energy Incentive | 1,895.52 |
| 79965 | 09/24/2020 | CHK | 10182 | JOHN COLGREN | 2020 Renewable Energy Incentive | 1,366.40 |
| 79966 | 09/24/2020 | CHK | 10312 | JAMES COLLINS | 2020 Renewable Energy Incentive | 2,157.54 |
| 79967 | 09/24/2020 | CHK | 10467 | JENISE CONNERLY | 2020 Renewable Energy Incentive | 2,993.76 |
| 79968 | 09/24/2020 | CHK | 10285 | MAX L COOPER-FORD | 2020 Renewable Energy Incentive | 2,025.24 |
| 79969 | 09/24/2020 | CHK | 10217 | MARK CROTHERS | 2020 Renewable Energy Incentive | 2,048.55 |
| 79970 | 09/24/2020 | CHK | 10299 | JAMES CROW | 2020 Renewable Energy Incentive | 2,405.34 |
| 79971 | 09/24/2020 | CHK | 10195 | MICHAEL CZEBOTAR | 2020 Renewable Energy Incentive | 2,550.56 |
| 79972 | 09/24/2020 | CHK | 10174 | BRANDON DALBECK | 2020 Renewable Energy Incentive | 2,278.40 |
| 79973 | 09/24/2020 | CHK | 10456 | BRANDON DAVENPORT | 2020 Renewable Energy Incentive | 2,631.06 |
| 79974 | 09/24/2020 | CHK | 10363 | DD DAVIS | 2020 Renewable Energy Incentive | 1,020.60 |
| 79975 | 09/24/2020 | CHK | 10308 | DONALD DAVIS | 2020 Renewable Energy Incentive | 2,338.02 |
| 79976 | 09/24/2020 | CHK | 10353 | CHAD DAWSON | 2020 Renewable Energy Incentive | 3,034.80 |
| 79977 | 09/24/2020 | CHK | 10321 | WAYNE DEARING | 2020 Renewable Energy Incentive | 955.96 |

# Accounts Payable
# Check Register

## 09/14/2020 To 10/04/2020

**Bank Account: 2 - BPUD Accounts Payable Warrants**

| Check / Tran | Date | Pmt Type | Vendor | Vendor Name | Reference | Amount |
|---|---|---|---|---|---|---|
| 79978 | 09/24/2020 | CHK | 10221 | MARSHALL DECORIA | 2020 Renewable Energy Incentive | 3,577.56 |
| 79979 | 09/24/2020 | CHK | 10228 | SARAH DEL TORO | 2020 Renewable Energy Incentive | 2,917.53 |
| 79980 | 09/24/2020 | CHK | 10233 | THOMAS DENNY | 2020 Renewable Energy Incentive | 2,132.48 |
| 79981 | 09/24/2020 | CHK | 10332 | CLAY DICKMAN | 2020 Renewable Energy Incentive | 2,330.72 |
| 79982 | 09/24/2020 | CHK | 10385 | ROBERT L DICKMAN | 2020 Renewable Energy Incentive | 2,228.94 |
| 79983 | 09/24/2020 | CHK | 10275 | BILL DINGFIELD | 2020 Renewable Energy Incentive | 2,659.68 |
| 79984 | 09/24/2020 | CHK | 10176 | GERALD DIXON | 2020 Renewable Energy Incentive | 1,418.34 |
| 79985 | 09/24/2020 | CHK | 10213 | CHAD DOMAS | 2020 Renewable Energy Incentive | 3,536.40 |
| 79986 | 09/24/2020 | CHK | 10181 | DAVID DOW | 2020 Renewable Energy Incentive | 1,782.88 |
| 79987 | 09/24/2020 | CHK | 10378 | RYAN DOWNING | 2020 Renewable Energy Incentive | 2,650.86 |
| 79988 | 09/24/2020 | CHK | 10457 | FRANK DUNN | 2020 Renewable Energy Incentive | 2,971.44 |
| 79989 | 09/24/2020 | CHK | 10090 | BONNIE DUVALL | 2020 Renewable Energy Incentive | 879.68 |
| 79990 | 09/24/2020 | CHK | 10446 | DAN EASTON | 2020 Renewable Energy Incentive | 1,302.70 |
| 79991 | 09/24/2020 | CHK | 10326 | EASTSIDE EQUESTRIAN CENTER | 2020 Renewable Energy Incentive | 571.20 |
| 79992 | 09/24/2020 | CHK | 10278 | MARY EBBERS | 2020 Renewable Energy Incentive | 3,211.74 |
| 79993 | 09/24/2020 | CHK | 10416 | CLIFFORD EDWARDS | 2020 Renewable Energy Incentive | 2,287.26 |
| 79994 | 09/24/2020 | CHK | 10397 | LAURELI ELLIOT | 2020 Renewable Energy Incentive | 1,561.50 |
| 79995 | 09/24/2020 | CHK | 10225 | LUCRETIA ETIENNE | 2020 Renewable Energy Incentive | 2,379.52 |
| 79996 | 09/24/2020 | CHK | 10398 | SHAYNE EYRE | 2020 Renewable Energy Incentive | 187.38 |
| 79997 | 09/24/2020 | CHK | 3888 | LINDA FARNKOFF | 2020 Renewable Energy Incentive | 1,365.00 |
| 79998 | 09/24/2020 | CHK | 10459 | SHANE FAST | 2020 Renewable Energy Incentive | 2,789.82 |
| 79999 | 09/24/2020 | CHK | 10344 | DANNY FLIGER-DANIELSON | 2020 Renewable Energy Incentive | 1,352.34 |
| 80000 | 09/24/2020 | CHK | 10441 | CIA R FLODIN | 2020 Renewable Energy Incentive | 3,022.92 |

# Accounts Payable
# Check Register

## 09/14/2020 To 10/04/2020

**Bank Account: 2 - BPUD Accounts Payable Warrants**

| Check / Tran | Date | Pmt Type | Vendor | Vendor Name | Reference | Amount |
|---|---|---|---|---|---|---|
| 80001 | 09/24/2020 | CHK | 10320 | MATT FOUNTAIN | 2020 Renewable Energy Incentive | 1,711.92 |
| 80002 | 09/24/2020 | CHK | 10330 | JOHN J FREESE | 2020 Renewable Energy Incentive | 1,892.16 |
| 80003 | 09/24/2020 | CHK | 10373 | TERRY FULLERTON | 2020 Renewable Energy Incentive | 2,777.58 |
| 80004 | 09/24/2020 | CHK | 10226 | BILL GALLINGER | 2020 Renewable Energy Incentive | 2,615.20 |
| 80005 | 09/24/2020 | CHK | 10407 | BELINDA GARNER | 2020 Renewable Energy Incentive | 3,053.52 |
| 80006 | 09/24/2020 | CHK | 4135 | MAUI GARZA | 2020 Renewable Energy Incentive | 3,023.28 |
| 80007 | 09/24/2020 | CHK | 10377 | BRIAN GLASGOW | 2020 Renewable Energy Incentive | 1,167.30 |
| 80008 | 09/24/2020 | CHK | 10376 | SHARON GLINES | 2020 Renewable Energy Incentive | 1,814.26 |
| 80009 | 09/24/2020 | CHK | 10318 | STEVE GOODNIGHT | 2020 Renewable Energy Incentive | 2,929.68 |
| 80010 | 09/24/2020 | CHK | 10454 | JEFF GRAVES | 2020 Renewable Energy Incentive | 1,800.00 |
| 80011 | 09/24/2020 | CHK | 10342 | JAMES GREENE | 2020 Renewable Energy Incentive | 1,075.50 |
| 80012 | 09/24/2020 | CHK | 10394 | MICHAEL GREENOUGH | 2020 Renewable Energy Incentive | 1,157.04 |
| 80013 | 09/24/2020 | CHK | 10356 | DAVID GRIEB | 2020 Renewable Energy Incentive | 857.70 |
| 80014 | 09/24/2020 | CHK | 10274 | GENE GUSE | 2020 Renewable Energy Incentive | 3,010.32 |
| 80015 | 09/24/2020 | CHK | 10389 | ELIAS GUZMAN | 2020 Renewable Energy Incentive | 2,380.50 |
| 80016 | 09/24/2020 | CHK | 10436 | TEODORA GUZMAN | 2020 Renewable Energy Incentive | 1,775.52 |
| 80017 | 09/24/2020 | CHK | 10171 | JUSTIN HANEY | 2020 Renewable Energy Incentive | 2,125.92 |
| 80018 | 09/24/2020 | CHK | 10381 | CALEB HAWS | 2020 Renewable Energy Incentive | 3,285.72 |
| 80019 | 09/24/2020 | CHK | 10161 | JAMES HENDRICKS | 2020 Renewable Energy Incentive | 1,821.60 |
| 80020 | 09/24/2020 | CHK | 10450 | OSCAR HERNANDEZ | 2020 Renewable Energy Incentive | 1,928.36 |
| 80021 | 09/24/2020 | CHK | 10229 | VANESSA HINES | 2020 Renewable Energy Incentive | 1,384.02 |
| 80022 | 09/24/2020 | CHK | 10374 | ANDREW HITTINGER | 2020 Renewable Energy Incentive | 2,854.62 |
| 80023 | 09/24/2020 | CHK | 10315 | GEORGE HLEDIK | 2020 Renewable Energy Incentive | 1,861.02 |

# Accounts Payable
# Check Register

## 09/14/2020 To 10/04/2020

**Bank Account: 2 - BPUD Accounts Payable Warrants**

| Check / Tran | Date | Pmt Type | Vendor | Vendor Name | Reference | Amount |
|---|---|---|---|---|---|---|
| 80024 | 09/24/2020 | CHK | 2953 | TREVOR HOLLENBECK | 2020 Renewable Energy Incentive | 3,539.55 |
| 80025 | 09/24/2020 | CHK | 10224 | TODD HUE | 2020 Renewable Energy Incentive | 2,257.74 |
| 80026 | 09/24/2020 | CHK | 10327 | DIANNE JACKSON | 2020 Renewable Energy Incentive | 3,202.74 |
| 80027 | 09/24/2020 | CHK | 10406 | TINA M JENSEN | 2020 Renewable Energy Incentive | 3,349.62 |
| 80028 | 09/24/2020 | CHK | 10140 | LISA JENSON | 2020 Renewable Energy Incentive | 1,366.96 |
| 80029 | 09/24/2020 | CHK | 10131 | RANDY JOHNSON | 2020 Renewable Energy Incentive | 2,447.52 |
| 80030 | 09/24/2020 | CHK | 10277 | CLARENCE JONES | 2020 Renewable Energy Incentive | 2,864.80 |
| 80031 | 09/24/2020 | CHK | 10291 | JONATHAN JONES | 2020 Renewable Energy Incentive | 2,055.62 |
| 80032 | 09/24/2020 | CHK | 8588 | JOSH HANSEN | 2020 Renewable Energy Incentive | 2,521.60 |
| 80033 | 09/24/2020 | CHK | 10289 | HILLARY JOY | 2020 Renewable Energy Incentive | 3,166.92 |
| 80034 | 09/24/2020 | CHK | 10313 | DAVID KEEN | 2020 Renewable Energy Incentive | 2,822.04 |
| 80035 | 09/24/2020 | CHK | 10309 | KIMBERLEE KEEN | 2020 Renewable Energy Incentive | 1,051.02 |
| 80036 | 09/24/2020 | CHK | 10266 | DARYL KELLY | 2020 Renewable Energy Incentive | 3,390.66 |
| 80037 | 09/24/2020 | CHK | 10231 | JIM KIENHOLZ | 2020 Renewable Energy Incentive | 3,161.34 |
| 80038 | 09/24/2020 | CHK | 10263 | JUSTIN KILLMAN | 2020 Renewable Energy Incentive | 2,004.84 |
| 80039 | 09/24/2020 | CHK | 10453 | KIMBERLY KILMER | 2020 Renewable Energy Incentive | 806.04 |
| 80040 | 09/24/2020 | CHK | 10143 | KIONA VINEYARDS, LLC | 2020 Renewable Energy Incentive | 1,232.34 |
| 80041 | 09/24/2020 | CHK | 4064 | TERRY KIRKWOOD | 2020 Renewable Energy Incentive | 2,384.32 |
| 80042 | 09/24/2020 | CHK | 10218 | GARY KOCI | 2020 Renewable Energy Incentive | 3,659.46 |
| 80043 | 09/24/2020 | CHK | 10339 | CAREY KOLASINSKI | 2020 Renewable Energy Incentive | 2,035.62 |
| 80044 | 09/24/2020 | CHK | 10354 | GARY KREBS | 2020 Renewable Energy Incentive | 2,070.36 |
| 80045 | 09/24/2020 | CHK | 10222 | WANDA KRUMLAND | 2020 Renewable Energy Incentive | 2,908.96 |
| 80046 | 09/24/2020 | CHK | 10163 | MELVIN LACEY | 2020 Renewable Energy Incentive | 2,287.68 |

# Accounts Payable
# Check Register

## 09/14/2020 To 10/04/2020

**Bank Account: 2 - BPUD Accounts Payable Warrants**

| Check / Tran | Date | Pmt Type | Vendor | Vendor Name | Reference | Amount |
|---|---|---|---|---|---|---|
| 80047 | 09/24/2020 | CHK | 10461 | MICHAEL LAHTINEN | 2020 Renewable Energy Incentive | 986.76 |
| 80048 | 09/24/2020 | CHK | 10268 | ZACHARI LAMBERSON | 2020 Renewable Energy Incentive | 1,265.58 |
| 80049 | 09/24/2020 | CHK | 10060 | RALPH LAMPMAN | 2020 Renewable Energy Incentive | 1,223.52 |
| 80050 | 09/24/2020 | CHK | 10183 | MIKE LANTAU | 2020 Renewable Energy Incentive | 2,305.44 |
| 80051 | 09/24/2020 | CHK | 10484 | LANCE LEWIS | 2020 Renewable Energy Incentive | 1,998.54 |
| 80052 | 09/24/2020 | CHK | 10413 | JON LINDEMAN | 2020 Renewable Energy Incentive | 1,102.08 |
| 80053 | 09/24/2020 | CHK | 10360 | HENRY LUFT | 2020 Renewable Energy Incentive | 2,555.82 |
| 80054 | 09/24/2020 | CHK | 10333 | AARON MADDEN | 2020 Renewable Energy Incentive | 2,160.62 |
| 80055 | 09/24/2020 | CHK | 10444 | JEFFERY MAGULA | 2020 Renewable Energy Incentive | 2,373.56 |
| 80056 | 09/24/2020 | CHK | 10264 | STEVE MANSFIELD | 2020 Renewable Energy Incentive | 3,407.67 |
| 80057 | 09/24/2020 | CHK | 8372 | MARGARET HUE | 2020 Renewable Energy Incentive | 2,293.20 |
| 80058 | 09/24/2020 | CHK | 4300 | SANDRA MARTIN | 2020 Renewable Energy Incentive | 2,937.48 |
| 80059 | 09/24/2020 | CHK | 10290 | MIKE MCCARGAR | 2020 Renewable Energy Incentive | 2,999.34 |
| 80060 | 09/24/2020 | CHK | 10186 | DARREL MCCULLOUGH | 2020 Renewable Energy Incentive | 2,008.80 |
| 80061 | 09/24/2020 | CHK | 10355 | JOHN MCDANIEL | 2020 Renewable Energy Incentive | 2,540.34 |
| 80062 | 09/24/2020 | CHK | 10235 | MICHAEL MCDONNAL | 2020 Renewable Energy Incentive | 2,085.72 |
| 80063 | 09/24/2020 | CHK | 10292 | CALLIE MCGRATH | 2020 Renewable Energy Incentive | 1,309.68 |
| 80064 | 09/24/2020 | CHK | 10619 | CONOR MCGRATH | 2020 Renewable Energy Incentive | 1,378.08 |
| 80065 | 09/24/2020 | CHK | 10352 | STEVE MCPEAK | 2020 Renewable Energy Incentive | 2,296.44 |
| 80066 | 09/24/2020 | CHK | 6219 | PAUL MEEUWSEN | 2020 Renewable Energy Incentive | 2,118.88 |
| 80067 | 09/24/2020 | CHK | 10449 | LUCAS MEREDITH | 2020 Renewable Energy Incentive | 3,078.90 |
| 80068 | 09/24/2020 | CHK | 10058 | ANDY MICHEL | 2020 Renewable Energy Incentive | 2,752.00 |
| 80069 | 09/24/2020 | CHK | 10232 | DON MIKSCH | 2020 Renewable Energy Incentive | 1,806.08 |

# Accounts Payable
# Check Register

## 09/14/2020 To 10/04/2020

**Bank Account: 2 - BPUD Accounts Payable Warrants**

| Check / Tran | Date | Pmt Type | Vendor | Vendor Name | Reference | Amount |
|---|---|---|---|---|---|---|
| 80070 | 09/24/2020 | CHK | 10402 | STEVEN MINKLER | 2020 Renewable Energy Incentive | 3,039.12 |
| 80071 | 09/24/2020 | CHK | 10605 | WENDY MONICAL | 2020 Renewable Energy Incentive | 2,303.46 |
| 80072 | 09/24/2020 | CHK | 10440 | JOHNNIE MOORE | 2020 Renewable Energy Incentive | 2,509.74 |
| 80073 | 09/24/2020 | CHK | 10503 | RAFAEL MORALES, JR. | 2020 Renewable Energy Incentive | 2,994.18 |
| 80074 | 09/24/2020 | CHK | 5941 | TOM MORAN | 2020 Renewable Energy Incentive | 2,449.80 |
| 80075 | 09/24/2020 | CHK | 10164 | MICHAEL MORGAN | 2020 Renewable Energy Incentive | 1,606.08 |
| 80076 | 09/24/2020 | CHK | 10395 | NELLIE K MORRIS | 2020 Renewable Energy Incentive | 2,296.28 |
| 80077 | 09/24/2020 | CHK | 10365 | JERAMIE MORROW | 2020 Renewable Energy Incentive | 399.24 |
| 80078 | 09/24/2020 | CHK | 10202 | JOHN MOWER | 2020 Renewable Energy Incentive | 1,583.61 |
| 80079 | 09/24/2020 | CHK | 10359 | JAMIE MUNSON | 2020 Renewable Energy Incentive | 2,438.64 |
| 80080 | 09/24/2020 | CHK | 10675 | SCOTT MURBACH | 2020 Renewable Energy Incentive | 535.14 |
| 80081 | 09/24/2020 | CHK | 10404 | NICK NACCARATO | 2020 Renewable Energy Incentive | 1,968.12 |
| 80082 | 09/24/2020 | CHK | 10180 | DIANA NICHOLSON | 2020 Renewable Energy Incentive | 815.36 |
| 80083 | 09/24/2020 | CHK | 10237 | MONA NORRIS | 2020 Renewable Energy Incentive | 2,332.44 |
| 80084 | 09/24/2020 | CHK | 10287 | MICHAEL OGDEN | 2020 Renewable Energy Incentive | 2,780.28 |
| 80085 | 09/24/2020 | CHK | 10296 | RICHARD OLCHAWA | 2020 Renewable Energy Incentive | 1,969.02 |
| 80086 | 09/24/2020 | CHK | 10185 | BOB OLIVER | 2020 Renewable Energy Incentive | 1,376.34 |
| 80087 | 09/24/2020 | CHK | 10408 | LARS OLSEN | 2020 Renewable Energy Incentive | 2,930.22 |
| 80088 | 09/24/2020 | CHK | 10288 | JOHN PACE | 2020 Renewable Energy Incentive | 2,546.10 |
| 80089 | 09/24/2020 | CHK | 10200 | LAWRENCE PAGE | 2020 Renewable Energy Incentive | 1,296.33 |
| 80090 | 09/24/2020 | CHK | 10236 | JANENE PALOMAREZ | 2020 Renewable Energy Incentive | 2,085.84 |
| 80091 | 09/24/2020 | CHK | 10319 | CRAIG PARKER | 2020 Renewable Energy Incentive | 2,447.64 |
| 80092 | 09/24/2020 | CHK | 10273 | JOHN PEDERSON | 2020 Renewable Energy Incentive | 3,113.67 |

# Accounts Payable
# Check Register

## 09/14/2020 To 10/04/2020

**Bank Account: 2 - BPUD Accounts Payable Warrants**

| Check / Tran | Date | Pmt Type | Vendor | Vendor Name | Reference | Amount |
|---|---|---|---|---|---|---|
| 80093 | 09/24/2020 | CHK | 10193 | LARRY PEDERSON | 2020 Renewable Energy Incentive | 2,403.87 |
| 80094 | 09/24/2020 | CHK | 10458 | KENNETH PEIFFER | 2020 Renewable Energy Incentive | 897.66 |
| 80095 | 09/24/2020 | CHK | 10144 | DAWN PERSINGER FRENCH | 2020 Renewable Energy Incentive | 1,793.12 |
| 80096 | 09/24/2020 | CHK | 10451 | JUSTIN PETERSON | 2020 Renewable Energy Incentive | 2,753.46 |
| 80097 | 09/24/2020 | CHK | 10400 | ROGER PETERSON | 2020 Renewable Energy Incentive | 2,183.58 |
| 80098 | 09/24/2020 | CHK | 10417 | RICHARD PIERSON | 2020 Renewable Energy Incentive | 1,413.00 |
| 80099 | 09/24/2020 | CHK | 10153 | JAMES PILLERS | 2020 Renewable Energy Incentive | 1,180.62 |
| 80100 | 09/24/2020 | CHK | 10148 | MARC PIRELLO | 2020 Renewable Energy Incentive | 2,177.60 |
| 80101 | 09/24/2020 | CHK | 10208 | JOSEPH POCK | 2020 Renewable Energy Incentive | 1,662.15 |
| 80102 | 09/24/2020 | CHK | 10198 | BRIAN PRUITT-GODDARD | 2020 Renewable Energy Incentive | 2,876.37 |
| 80103 | 09/24/2020 | CHK | 10393 | DAVID PURDY | 2020 Renewable Energy Incentive | 3,017.70 |
| 80104 | 09/24/2020 | CHK | 10241 | CARMEN RAMIREZ | 2020 Renewable Energy Incentive | 3,344.88 |
| 80105 | 09/24/2020 | CHK | 10434 | NEIL RAWLINS | 2020 Renewable Energy Incentive | 2,972.70 |
| 80106 | 09/24/2020 | CHK | 7323 | RICHARD FOWLER | 2020 Renewable Energy Incentive | 1,682.10 |
| 80107 | 09/24/2020 | CHK | 10238 | GWYNNE RICHARDSON | 2020 Renewable Energy Incentive | 3,337.53 |
| 80108 | 09/24/2020 | CHK | 10271 | RYAN RICKENBACH | 2020 Renewable Energy Incentive | 2,761.02 |
| 80109 | 09/24/2020 | CHK | 10220 | CHAD RILEY | 2020 Renewable Energy Incentive | 1,530.78 |
| 80110 | 09/24/2020 | CHK | 10594 | ROY ROBLES | 2020 Renewable Energy Incentive | 689.58 |
| 80111 | 09/24/2020 | CHK | 10370 | KAREN RODDY | 2020 Renewable Energy Incentive | 1,933.02 |
| 80112 | 09/24/2020 | CHK | 10201 | JANET RUEBSAMEN | 2020 Renewable Energy Incentive | 3,215.73 |
| 80113 | 09/24/2020 | CHK | 10297 | LARRY RUSSELL | 2020 Renewable Energy Incentive | 2,993.22 |
| 80114 | 09/24/2020 | CHK | 10270 | JANET RUSSUM | 2020 Renewable Energy Incentive | 3,018.96 |
| 80115 | 09/24/2020 | CHK | 10260 | RANDY RUTHERFORD | 2020 Renewable Energy Incentive | 1,348.38 |

# Accounts Payable
# Check Register

## 09/14/2020 To 10/04/2020

**Bank Account: 2 - BPUD Accounts Payable Warrants**

| Check / Tran | Date | Pmt Type | Vendor | Vendor Name | Reference | Amount |
|---|---|---|---|---|---|---|
| 80116 | 09/24/2020 | CHK | 10386 | BLAIR SAMPSON | 2020 Renewable Energy Incentive | 2,718.36 |
| 80117 | 09/24/2020 | CHK | 10331 | JONATHAN SANDOVAL | 2020 Renewable Energy Incentive | 2,283.12 |
| 80118 | 09/24/2020 | CHK | 10267 | MARK SCHAEFER | 2020 Renewable Energy Incentive | 2,423.52 |
| 80119 | 09/24/2020 | CHK | 10294 | DAVID T SCHMITS | 2020 Renewable Energy Incentive | 2,933.82 |
| 80120 | 09/24/2020 | CHK | 4176 | LELAND SCHULTZ | 2020 Renewable Energy Incentive | 2,701.92 |
| 80121 | 09/24/2020 | CHK | 10435 | BILL SHAFFER | 2020 Renewable Energy Incentive | 2,128.28 |
| 80122 | 09/24/2020 | CHK | 10223 | RONALD SHIPPY | 2020 Renewable Energy Incentive | 2,881.83 |
| 80123 | 09/24/2020 | CHK | 10215 | JEFF SHORT | 2020 Renewable Energy Incentive | 1,143.45 |
| 80124 | 09/24/2020 | CHK | 10351 | ROBERT SHOWALTER | 2020 Renewable Energy Incentive | 2,606.58 |
| 80125 | 09/24/2020 | CHK | 10310 | NIVIE SIZEMORE | 2020 Renewable Energy Incentive | 2,897.82 |
| 80126 | 09/24/2020 | CHK | 10340 | PAUL SMITHBURG | 2020 Renewable Energy Incentive | 1,759.86 |
| 80127 | 09/24/2020 | CHK | 10470 | BOB SPORCHICH | 2020 Renewable Energy Incentive | 3,089.16 |
| 80128 | 09/24/2020 | CHK | 10411 | FRANK W STAFFORD | 2020 Renewable Energy Incentive | 1,188.72 |
| 80129 | 09/24/2020 | CHK | 10390 | ANDREW STREIBECK | 2020 Renewable Energy Incentive | 3,159.54 |
| 80130 | 09/24/2020 | CHK | 10262 | TODD STROMSTAD | 2020 Renewable Energy Incentive | 2,416.00 |
| 80131 | 09/24/2020 | CHK | 10059 | DARREN SZENDRE | 2020 Renewable Energy Incentive | 1,355.06 |
| 80132 | 09/24/2020 | CHK | 10286 | DOTTIE SZENDRE | 2020 Renewable Energy Incentive | 849.60 |
| 80133 | 09/24/2020 | CHK | 10371 | ROD TAMBURELLO | 2020 Renewable Energy Incentive | 3,110.58 |
| 80134 | 09/24/2020 | CHK | 10341 | LISA TAPIA | 2020 Renewable Energy Incentive | 2,004.12 |
| 80135 | 09/24/2020 | CHK | 10302 | JESSIE TAYLOR | 2020 Renewable Energy Incentive | 2,137.66 |
| 80136 | 09/24/2020 | CHK | 4157 | MICHAEL TESKY | 2020 Renewable Energy Incentive | 1,915.20 |
| 80137 | 09/24/2020 | CHK | 10460 | RICK THOMPSON | 2020 Renewable Energy Incentive | 2,530.26 |
| 80138 | 09/24/2020 | CHK | 10214 | TIM THOMPSON | 2020 Renewable Energy Incentive | 2,734.94 |

# Accounts Payable
# Check Register

## 09/14/2020 To 10/04/2020

**Bank Account: 2 - BPUD Accounts Payable Warrants**

| Check / Tran | Date | Pmt Type | Vendor | Vendor Name | Reference | Amount |
|---|---|---|---|---|---|---|
| 80139 | 09/24/2020 | CHK | 10350 | TIM THOMPSON CHIROPRACTIC | 2020 Renewable Energy Incentive | 2,265.06 |
| 80140 | 09/24/2020 | CHK | 10199 | MAURICE TWITCHELL | 2020 Renewable Energy Incentive | 1,661.94 |
| 80141 | 09/24/2020 | CHK | 10462 | MICHAEL UHRICH | 2020 Renewable Energy Incentive | 1,469.60 |
| 80142 | 09/24/2020 | CHK | 10410 | ROBERT D URQUHART | 2020 Renewable Energy Incentive | 2,036.16 |
| 80143 | 09/24/2020 | CHK | 10412 | JOHAN VAN BOSCH | 2020 Renewable Energy Incentive | 1,760.36 |
| 80144 | 09/24/2020 | CHK | 10276 | DAVID VANCE | 2020 Renewable Energy Incentive | 1,260.36 |
| 80145 | 09/24/2020 | CHK | 10184 | CHRISTIAN VASQUEZ | 2020 Renewable Energy Incentive | 1,492.48 |
| 80146 | 09/24/2020 | CHK | 10272 | DIANA VILLARREAL | 2020 Renewable Energy Incentive | 1,792.14 |
| 80147 | 09/24/2020 | CHK | 5525 | MICHAEL VINE | 2020 Renewable Energy Incentive | 2,491.38 |
| 80148 | 09/24/2020 | CHK | 10191 | JACKIE WALL | 2020 Renewable Energy Incentive | 2,819.88 |
| 80149 | 09/24/2020 | CHK | 10445 | PHILLIP WARREN | 2020 Renewable Energy Incentive | 2,992.32 |
| 80150 | 09/24/2020 | CHK | 10269 | ANGELA WATKINS | 2020 Renewable Energy Incentive | 2,618.64 |
| 80151 | 09/24/2020 | CHK | 10437 | ROBERT WENGER | 2020 Renewable Energy Incentive | 2,833.38 |
| 80152 | 09/24/2020 | CHK | 10674 | CYNTHIA WEST | 2020 Renewable Energy Incentive | 518.04 |
| 80153 | 09/24/2020 | CHK | 3266 | SHANE WHITE | 2020 Renewable Energy Incentive | 1,710.18 |
| 80154 | 09/24/2020 | CHK | 10455 | KIRK WILLIAMSON | 2020 Renewable Energy Incentive | 1,385.60 |
| 80155 | 09/24/2020 | CHK | 10443 | RANDY WILLIS | 2020 Renewable Energy Incentive | 2,703.06 |
| 80156 | 09/24/2020 | CHK | 10369 | RUSSELL WOOD | 2020 Renewable Energy Incentive | 2,061.90 |
| 80157 | 09/24/2020 | CHK | 10216 | SONJA YEARSLEY | 2020 Renewable Energy Incentive | 2,679.36 |
| 80158 | 09/24/2020 | CHK | 4120 | RANDALL ABSOLON | 2020 Renewable Energy Incentive | 79.96 |
| 80159 | 09/24/2020 | CHK | 4231 | PAUL ACKER | 2020 Renewable Energy Incentive | 1,409.25 |
| 80160 | 09/24/2020 | CHK | 10086 | ELMER AMAYA | 2020 Renewable Energy Incentive | 2,966.76 |
| 80161 | 09/24/2020 | CHK | 10157 | ADRIAN AN | 2020 Renewable Energy Incentive | 237.34 |

09/14/2020 To 10/04/2020

**Bank Account: 2 - BPUD Accounts Payable Warrants**

| Check / Tran | Date | Pmt Type | Vendor | Vendor Name | Reference | | Amount |
|---|---|---|---|---|---|---|---|
| 80162 | 09/24/2020 | CHK | 1859 | DARYL ANDERSON | 2020 Renewable Energy Incentive | | 5,000.00 |
| 80163 | 09/24/2020 | CHK | 10249 | CANDACE ANDREWS | 2020 Renewable Energy Incentive | | 237.34 |
| 80164 | 09/24/2020 | CHK | 3998 | HANS APPEL | 2020 Renewable Energy Incentive | | 79.11 |
| 80165 | 09/24/2020 | CHK | 4000 | DENNIS ARTER | 2020 Renewable Energy Incentive | | 158.23 |
| 80166 | 09/24/2020 | CHK | 3987 | HARRY AUBERT | 2020 Renewable Energy Incentive | | 5,000.00 |
| 80167 | 09/24/2020 | CHK | 4001 | SHARON L AVERY | 2020 Renewable Energy Incentive | | 632.91 |
| 80168 | 09/24/2020 | CHK | 3401 | BADGER MOUNTAIN, INC. | 2020 Renewable Energy Incentive | | 334.41 |
| | | | | | 2020 Renewable Energy Incentive | | 4,665.59 |
| | | | | | | **Total for Check/Tran - 80168:** | 5,000.00 |
| 80169 | 09/24/2020 | CHK | 4010 | CHAD BAKER | 2020 Renewable Energy Incentive | | 79.11 |
| 80170 | 09/24/2020 | CHK | 3958 | DANNY BAKER | 2020 Renewable Energy Incentive | | 5,000.00 |
| 80171 | 09/24/2020 | CHK | 4016 | ROBERT BAKER | 2020 Renewable Energy Incentive | | 158.23 |
| 80172 | 09/24/2020 | CHK | 4014 | DAVY BARDESSONO | 2020 Renewable Energy Incentive | | 3,164.54 |
| 80173 | 09/24/2020 | CHK | 3972 | DOROTHY BARFIELD | 2020 Renewable Energy Incentive | | 824.85 |
| 80174 | 09/24/2020 | CHK | 4121 | RICHARD BARKER | 2020 Renewable Energy Incentive | | 3,198.29 |
| 80175 | 09/24/2020 | CHK | 4122 | ED BAYHA | 2020 Renewable Energy Incentive | | 79.96 |
| 80176 | 09/24/2020 | CHK | 10003 | ROY BEAN | 2020 Renewable Energy Incentive | | 2,029.86 |
| 80177 | 09/24/2020 | CHK | 4013 | SELENA BENAVIDEZ | 2020 Renewable Energy Incentive | | 79.11 |
| 80178 | 09/24/2020 | CHK | 4011 | CRAIG BENDEWALD | 2020 Renewable Energy Incentive | | 316.45 |
| 80179 | 09/24/2020 | CHK | 4132 | MIKE BENEDICT | 2020 Renewable Energy Incentive | | 319.83 |
| 80180 | 09/24/2020 | CHK | 3395 | RAY BENHAM | 2020 Renewable Energy Incentive | | 3,413.10 |
| | | | | | 2020 Renewable Energy Incentive | | 1,344.60 |
| | | | | | | **Total for Check/Tran - 80180:** | 4,757.70 |
| 80181 | 09/24/2020 | CHK | 3818 | TIMOTHY BENNETT | 2020 Renewable Energy Incentive | | 5,000.00 |

# Accounts Payable
# Check Register

## 09/14/2020 To 10/04/2020

**Bank Account: 2 - BPUD Accounts Payable Warrants**

| Check / Tran | Date | Pmt Type | Vendor | Vendor Name | Reference | | Amount |
|---|---|---|---|---|---|---|---|
| 80182 | 09/24/2020 | CHK | 3908 | JIM BENSON | 2020 Renewable Energy Incentive | | 5,000.00 |
| 80183 | 09/24/2020 | CHK | 4123 | DAVE BERGUM | 2020 Renewable Energy Incentive | | 159.91 |
| 80184 | 09/24/2020 | CHK | 4086 | SIEGFRIED BOELOW | 2020 Renewable Energy Incentive | | 3,164.54 |
| 80185 | 09/24/2020 | CHK | 4237 | DIANE BONIN | 2020 Renewable Energy Incentive | | 1,322.70 |
| 80186 | 09/24/2020 | CHK | 4125 | GEORGE BOWERMAN | 2020 Renewable Energy Incentive | | 3,198.29 |
| 80187 | 09/24/2020 | CHK | 4201 | TREVOR BRAIN | 2020 Renewable Energy Incentive | | 1,695.42 |
| 80188 | 09/24/2020 | CHK | 4012 | JAMES BRAITHWAITE | 2020 Renewable Energy Incentive | | 158.23 |
| 80189 | 09/24/2020 | CHK | 4126 | WILLIAM BREVER | 2020 Renewable Energy Incentive | | 79.96 |
| 80190 | 09/24/2020 | CHK | 10069 | VIKKI BRIDGES | 2020 Renewable Energy Incentive | | 316.45 |
| 80191 | 09/24/2020 | CHK | 3794 | TOM BRUN | 2020 Renewable Energy Incentive | | 5,000.00 |
| 80192 | 09/24/2020 | CHK | 4015 | RONALD BURT | 2020 Renewable Energy Incentive | | 3,164.54 |
| 80193 | 09/24/2020 | CHK | 3524 | THOMAS BUSHAW | 2020 Renewable Energy Incentive | | 791.14 |
| | | | | | 2020 Renewable Energy Incentive | | 3,229.74 |
| | | | | | | **Total for Check/Tran - 80193:** | 4,020.88 |
| 80194 | 09/24/2020 | CHK | 3785 | HAROLD CAMPBELL | 2020 Renewable Energy Incentive | | 2,243.39 |
| | | | | | 2020 Renewable Energy Incentive | | 2,756.61 |
| | | | | | | **Total for Check/Tran - 80194:** | 5,000.00 |
| 80195 | 09/24/2020 | CHK | 4036 | PAUL CARDELLI | 2020 Renewable Energy Incentive | | 3,371.10 |
| 80196 | 09/24/2020 | CHK | 4003 | NICK CASTORINA | 2020 Renewable Energy Incentive | | 5,000.00 |
| 80197 | 09/24/2020 | CHK | 4161 | DOMINIC CATALDO | 2020 Renewable Energy Incentive | | 5,000.00 |
| 80198 | 09/24/2020 | CHK | 3661 | ANNE K CHAPMAN | 2020 Renewable Energy Incentive | | 2,356.56 |
| 80199 | 09/24/2020 | CHK | 4196 | STEPHEN CHERRY | 2020 Renewable Energy Incentive | | 5,000.00 |
| 80200 | 09/24/2020 | CHK | 10127 | BRUCE CLARK | 2020 Renewable Energy Incentive | | 1,265.82 |
| 80201 | 09/24/2020 | CHK | 3660 | DEBRA CLARK | 2020 Renewable Energy Incentive | | 5,000.00 |

# Accounts Payable
# Check Register

## 09/14/2020 To 10/04/2020

**Bank Account: 2 - BPUD Accounts Payable Warrants**

| Check / Tran | Date | Pmt Type | Vendor | Vendor Name | Reference | Amount |
|---|---|---|---|---|---|---|
| 80202 | 09/24/2020 | CHK | 4127 | ROBERT CLEAVENGER | 2020 Renewable Energy Incentive | 159.91 |
| 80203 | 09/24/2020 | CHK | 4017 | JONATHAN COLLETTE | 2020 Renewable Energy Incentive | 3,164.54 |
| 80204 | 09/24/2020 | CHK | 4002 | ERIC COMBEN | 2020 Renewable Energy Incentive | 79.11 |
| 80205 | 09/24/2020 | CHK | 3970 | LEE COOPER | 2020 Renewable Energy Incentive | 2,526.66 |
| 80206 | 09/24/2020 | CHK | 4240 | THOMAS COOPER | 2020 Renewable Energy Incentive | 1,555.80 |
| 80207 | 09/24/2020 | CHK | 3668 | TODD COOPER | 2020 Renewable Energy Incentive | 4,176.90 |
| 80208 | 09/24/2020 | CHK | 4008 | JOHN A CORREIO | 2020 Renewable Energy Incentive | 237.34 |
| 80209 | 09/24/2020 | CHK | 3400 | EDGAR COUSINEAU | 2020 Renewable Energy Incentive | 229.05 |
| 80210 | 09/24/2020 | CHK | 3197 | SHERYL COUSINEAU | 2020 Renewable Energy Incentive | 187.05 |
| 80211 | 09/24/2020 | CHK | 3666 | NEWELL CRARY | 2020 Renewable Energy Incentive | 3,474.36 |
| 80212 | 09/24/2020 | CHK | 4018 | SCOTT CROMAR | 2020 Renewable Energy Incentive | 79.11 |
| 80213 | 09/24/2020 | CHK | 4128 | KEVIN CULBERTSON | 2020 Renewable Energy Incentive | 159.91 |
| 80214 | 09/24/2020 | CHK | 4019 | FREDERICK DAMEROW | 2020 Renewable Energy Incentive | 3,164.54 |
| 80215 | 09/24/2020 | CHK | 3971 | GARY DAVIS | 2020 Renewable Energy Incentive | 5,000.00 |
| 80216 | 09/24/2020 | CHK | 4212 | DAVY'S BURGER RANCH | 2020 Renewable Energy Incentive | 3,164.54 |
| 80217 | 09/24/2020 | CHK | 10388 | JESICA DAWSEY | 2020 Renewable Energy Incentive | 877.05 |
| 80218 | 09/24/2020 | CHK | 3399 | TERRY DAY | 2020 Renewable Energy Incentive | 92.88 |
| 80219 | 09/24/2020 | CHK | 10547 | KEVIN DEMENT | 2020 Renewable Energy Incentive | 3,164.54 |
| 80220 | 09/24/2020 | CHK | 3854 | KEN DEPEW | 2020 Renewable Energy Incentive | 4,135.86 |
| 80221 | 09/24/2020 | CHK | 4021 | ROBERT DICKENSON | 2020 Renewable Energy Incentive | 158.23 |
| 80222 | 09/24/2020 | CHK | 4129 | JUDY DIRKS | 2020 Renewable Energy Incentive | 1,119.40 |
| 80223 | 09/24/2020 | CHK | 4130 | JACK DONNELLY | 2020 Renewable Energy Incentive | 159.91 |
| 80224 | 09/24/2020 | CHK | 3919 | LORNA DOOLEY | 2020 Renewable Energy Incentive | 5,000.00 |

# Accounts Payable
# Check Register

## 09/14/2020 To 10/04/2020

**Bank Account: 2 - BPUD Accounts Payable Warrants**

| Check / Tran | Date | Pmt Type | Vendor | Vendor Name | Reference | Amount |
|---|---|---|---|---|---|---|
| 80225 | 09/24/2020 | CHK | 4131 | DAN DOWNARD | 2020 Renewable Energy Incentive | 799.57 |
| 80226 | 09/24/2020 | CHK | 4022 | SHAWN DREIBELBIS | 2020 Renewable Energy Incentive | 395.57 |
| 80227 | 09/24/2020 | CHK | 4023 | MELVIN DUBBIN | 2020 Renewable Energy Incentive | 316.45 |
| 80228 | 09/24/2020 | CHK | 4024 | KENNETH EGLI | 2020 Renewable Energy Incentive | 3,164.54 |
| 80229 | 09/24/2020 | CHK | 4025 | CLINTON ELLEDGE | 2020 Renewable Energy Incentive | 316.45 |
| 80230 | 09/24/2020 | CHK | 3656 | TOM ELZENGA | 2020 Renewable Energy Incentive | 629.10 |
| 80231 | 09/24/2020 | CHK | 4009 | JEFF FARIES | 2020 Renewable Energy Incentive | 791.14 |
| 80232 | 09/24/2020 | CHK | 4027 | HARVEY FAURHOLT | 2020 Renewable Energy Incentive | 316.45 |
| 80233 | 09/24/2020 | CHK | 4133 | RANDY FEIL | 2020 Renewable Energy Incentive | 159.91 |
| 80234 | 09/24/2020 | CHK | 3786 | DENNIS FIFE | 2020 Renewable Energy Incentive | 2,540.70 |
| 80235 | 09/24/2020 | CHK | 4028 | MARK FISHBURN | 2020 Renewable Energy Incentive | 3,164.54 |
| 80236 | 09/24/2020 | CHK | 10593 | JENNIFER FLEMING | 2020 Renewable Energy Incentive | 4,074.84 |
| 80237 | 09/24/2020 | CHK | 3788 | CYNTHIA FLYNN | 2020 Renewable Energy Incentive | 5,000.00 |
| 80238 | 09/24/2020 | CHK | 4099 | DARRELL FORTUNE | 2020 Renewable Energy Incentive | 316.45 |
| 80239 | 09/24/2020 | CHK | 3659 | DIANE FRANCIS | 2020 Renewable Energy Incentive | 2,314.98 |
| 80240 | 09/24/2020 | CHK | 3662 | JAMES FREDRICKSON | 2020 Renewable Energy Incentive | 3,386.88 |
| 80241 | 09/24/2020 | CHK | 4029 | KEITH FREIER | 2020 Renewable Energy Incentive | 79.11 |
| 80242 | 09/24/2020 | CHK | 4134 | ANTHONY FROST | 2020 Renewable Energy Incentive | 3,198.29 |
| 80243 | 09/24/2020 | CHK | 4030 | SHELLY FRY | 2020 Renewable Energy Incentive | 791.14 |
| 80244 | 09/24/2020 | CHK | 3877 | GREG FRYXELL | 2020 Renewable Energy Incentive | 2,978.10 |
| 80245 | 09/24/2020 | CHK | 4031 | JON FULLER | 2020 Renewable Energy Incentive | 3,164.54 |
| 80246 | 09/24/2020 | CHK | 3870 | DON GALE | 2020 Renewable Energy Incentive | 5,000.00 |
| 80247 | 09/24/2020 | CHK | 3784 | JOHN GARVEY | 2020 Renewable Energy Incentive | 1,831.68 |

# Accounts Payable
# Check Register

## 09/14/2020 To 10/04/2020

**Bank Account: 2 - BPUD Accounts Payable Warrants**

| Check / Tran | Date | Pmt Type | Vendor | Vendor Name | Reference | Amount |
|---|---|---|---|---|---|---|
| 80248 | 09/24/2020 | CHK | 4039 | MICHAEL GARVIN | 2020 Renewable Energy Incentive | 158.23 |
| 80249 | 09/24/2020 | CHK | 4135 | MAUI GARZA | 2020 Renewable Energy Incentive | 159.91 |
| 80250 | 09/24/2020 | CHK | 4136 | PHILIP GENT | 2020 Renewable Energy Incentive | 190.58 |
| 80251 | 09/24/2020 | CHK | 4041 | RICHARD GILBERT | 2020 Renewable Energy Incentive | 3,164.54 |
| 80252 | 09/24/2020 | CHK | 4137 | ERNESTO GOMEZ | 2020 Renewable Energy Incentive | 79.96 |
| 80253 | 09/24/2020 | CHK | 4042 | JOSE GOMEZ | 2020 Renewable Energy Incentive | 474.68 |
| 80254 | 09/24/2020 | CHK | 4043 | ROBERT GRANDINETTI | 2020 Renewable Energy Incentive | 395.57 |
| 80255 | 09/24/2020 | CHK | 3781 | MARTIN GREGG | 2020 Renewable Energy Incentive | 1,859.40 |
| 80256 | 09/24/2020 | CHK | 870 | RANDALL E GREGG | 2020 Renewable Energy Incentive | 1,582.27 |
| 80257 | 09/24/2020 | CHK | 3925 | JOHN GREINER | 2020 Renewable Energy Incentive | 5,000.00 |
| 80258 | 09/24/2020 | CHK | 10676 | BROOK GRIMES | 2020 Renewable Energy Incentive | 1,011.45 |
| 80259 | 09/24/2020 | CHK | 4044 | HEIDI GUPTILL | 2020 Renewable Energy Incentive | 79.11 |
| 80260 | 09/24/2020 | CHK | 4045 | MARCUS HALL | 2020 Renewable Energy Incentive | 3,164.54 |
| 80261 | 09/24/2020 | CHK | 4046 | CHARLES HAMAKER-TEALS | 2020 Renewable Energy Incentive | 1,582.27 |
| 80262 | 09/24/2020 | CHK | 3805 | STEVE HAMBROOK | 2020 Renewable Energy Incentive | 4,038.12 |
| 80263 | 09/24/2020 | CHK | 3799 | TOM HAMBROOK | 2020 Renewable Energy Incentive | 5,000.00 |
| 80264 | 09/24/2020 | CHK | 3667 | HAMILTON CELLARS | 2020 Renewable Energy Incentive | 5,000.00 |
| 80265 | 09/24/2020 | CHK | 10509 | JASON HAMMOND | 2020 Renewable Energy Incentive | 4,687.20 |
| 80266 | 09/24/2020 | CHK | 4049 | DOUG HAMRICK | 2020 Renewable Energy Incentive | 791.14 |
| 80267 | 09/24/2020 | CHK | 4547 | DAVE HANSON | 2020 Renewable Energy Incentive | 791.14 |
| 80268 | 09/24/2020 | CHK | 3654 | JOHN HARDER | 2020 Renewable Energy Incentive | 3,264.48 |
| 80269 | 09/24/2020 | CHK | 4138 | MARK HARPER | 2020 Renewable Energy Incentive | 319.83 |
| 80270 | 09/24/2020 | CHK | 4050 | LEONARD HARVILLE | 2020 Renewable Energy Incentive | 3,164.54 |

# Accounts Payable
# Check Register

## 09/14/2020 To 10/04/2020

**Bank Account: 2 - BPUD Accounts Payable Warrants**

| Check / Tran | Date | Pmt Type | Vendor | Vendor Name | Reference | | Amount |
|---|---|---|---|---|---|---|---|
| 80271 | 09/24/2020 | CHK | 3965 | STEVEN HATFIELD | 2020 Renewable Energy Incentive | | 316.45 |
| | | | | | 2020 Renewable Energy Incentive | | 2,137.32 |
| | | | | | | **Total for Check/Tran - 80271:** | 2,453.77 |
| 80272 | 09/24/2020 | CHK | 4051 | JOE HEDRICK | 2020 Renewable Energy Incentive | | 316.45 |
| 80273 | 09/24/2020 | CHK | 4052 | ERIC HEINLEIN | 2020 Renewable Energy Incentive | | 3,164.54 |
| 80274 | 09/24/2020 | CHK | 3815 | TONY HENSON | 2020 Renewable Energy Incentive | | 3,555.36 |
| 80275 | 09/24/2020 | CHK | 4033 | SALLY HERKER | 2020 Renewable Energy Incentive | | 715.35 |
| 80276 | 09/24/2020 | CHK | 4139 | MARK HEVLAND | 2020 Renewable Energy Incentive | | 79.96 |
| 80277 | 09/24/2020 | CHK | 4140 | CLINARD HILL | 2020 Renewable Energy Incentive | | 3,198.29 |
| 80278 | 09/24/2020 | CHK | 4053 | JOHN HILL | 2020 Renewable Energy Incentive | | 316.45 |
| 80279 | 09/24/2020 | CHK | 4162 | JIM HOBBS | 2020 Renewable Energy Incentive | | 4,131.00 |
| 80280 | 09/24/2020 | CHK | 3783 | JOHN HODGE | 2020 Renewable Energy Incentive | | 5,000.00 |
| 80281 | 09/24/2020 | CHK | 4054 | JONATHAN HODGE | 2020 Renewable Energy Incentive | | 79.11 |
| 80282 | 09/24/2020 | CHK | 4141 | WILLIAM HOLLENBECK | 2020 Renewable Energy Incentive | | 3,198.29 |
| 80283 | 09/24/2020 | CHK | 4055 | MICHAEL HOLLENBERG | 2020 Renewable Energy Incentive | | 3,164.54 |
| 80284 | 09/24/2020 | CHK | 4056 | COY HOOPER | 2020 Renewable Energy Incentive | | 3,164.54 |
| 80285 | 09/24/2020 | CHK | 3525 | WILLIAM HOPE | 2020 Renewable Energy Incentive | | 2,886.84 |
| 80286 | 09/24/2020 | CHK | 10113 | CHARLES HOUGHAN | 2020 Renewable Energy Incentive | | 1,774.95 |
| 80287 | 09/24/2020 | CHK | 4177 | RANDALL G HUBBS | 2020 Renewable Energy Incentive | | 2,070.60 |
| 80288 | 09/24/2020 | CHK | 4058 | ELIZABETH HUBER | 2020 Renewable Energy Incentive | | 158.23 |
| 80289 | 09/24/2020 | CHK | 3780 | BECKY A HUGHES | 2020 Renewable Energy Incentive | | 5,000.00 |
| 80290 | 09/24/2020 | CHK | 3653 | JAMES HUTCHENS | 2020 Renewable Energy Incentive | | 2,167.02 |
| 80291 | 09/24/2020 | CHK | 10096 | WILLIAM JENTZEN | 2020 Renewable Energy Incentive | | 1,493.10 |
| 80292 | 09/24/2020 | CHK | 3267 | ALAN L JONES | 2020 Renewable Energy Incentive | | 395.57 |

# Accounts Payable
# Check Register

## 09/14/2020 To 10/04/2020

**Bank Account: 2 - BPUD Accounts Payable Warrants**

| Check / Tran | Date | Pmt Type | Vendor | Vendor Name | Reference | | Amount |
|---|---|---|---|---|---|---|---|
| 80293 | 09/24/2020 | CHK | 10101 | JEFF JONES | 2020 Renewable Energy Incentive | | 4,175.70 |
| 80294 | 09/24/2020 | CHK | 10595 | SHELLI JURY | 2020 Renewable Energy Incentive | | 2,232.36 |
| 80295 | 09/24/2020 | CHK | 10430 | SHANE M KAIR | 2020 Renewable Energy Incentive | | 5,000.00 |
| 80296 | 09/24/2020 | CHK | 4059 | REED KALDOR | 2020 Renewable Energy Incentive | | 316.45 |
| 80297 | 09/24/2020 | CHK | 3986 | DAVID KEESER | 2020 Renewable Energy Incentive | | 5,000.00 |
| 80298 | 09/24/2020 | CHK | 4060 | DENNIS KELLOGG | 2020 Renewable Energy Incentive | | 79.11 |
| 80299 | 09/24/2020 | CHK | 4061 | RICHARD KENDALL | 2020 Renewable Energy Incentive | | 395.57 |
| 80300 | 09/24/2020 | CHK | 3834 | SARAH KENNEDY CEDAR | 2020 Renewable Energy Incentive | | 5,000.00 |
| 80301 | 09/24/2020 | CHK | 3916 | KENNEWICK AFFORDABLE HOUSING, | 2020 Renewable Energy Incentive | | 3,544.02 |
| 80302 | 09/24/2020 | CHK | 508 | KENNEWICK SCHOOL DISTRICT | 2020 Renewable Energy Incentive | | 137.70 |
| 80303 | 09/24/2020 | CHK | 3791 | BRENT KIRBY | 2020 Renewable Energy Incentive | | 4,805.46 |
| 80304 | 09/24/2020 | CHK | 4063 | KEN KIRBY | 2020 Renewable Energy Incentive | | 316.45 |
| 80305 | 09/24/2020 | CHK | 4064 | TERRY KIRKWOOD | 2020 Renewable Energy Incentive | | 3,164.54 |
| 80306 | 09/24/2020 | CHK | 4142 | CHARLES KISSLER | 2020 Renewable Energy Incentive | | 639.66 |
| | | | | | 2020 Renewable Energy Incentive | | 316.45 |
| | | | | | | **Total for Check/Tran - 80306:** | 956.11 |
| 80307 | 09/24/2020 | CHK | 3885 | GUNTER KOEPSELL | 2020 Renewable Energy Incentive | | 3,758.40 |
| 80308 | 09/24/2020 | CHK | 3795 | PHILIP KRONBERG | 2020 Renewable Energy Incentive | | 5,000.00 |
| 80309 | 09/24/2020 | CHK | 4143 | DENNIS LARSON | 2020 Renewable Energy Incentive | | 319.83 |
| 80310 | 09/24/2020 | CHK | 3975 | PHILLIP LEE | 2020 Renewable Energy Incentive | | 2,091.96 |
| 80311 | 09/24/2020 | CHK | 4065 | GRANT LINNEN | 2020 Renewable Energy Incentive | | 316.45 |
| 80312 | 09/24/2020 | CHK | 4144 | JOHN LOGUE | 2020 Renewable Energy Incentive | | 319.83 |
| 80313 | 09/24/2020 | CHK | 2864 | LU 112-NECA ELECTRICAL TRAINING T | 2020 Renewable Energy Incentive | | 361.05 |

# Accounts Payable
# Check Register

## 09/14/2020 To 10/04/2020

**Bank Account: 2 - BPUD Accounts Payable Warrants**

| Check / Tran | Date | Pmt Type | Vendor | Vendor Name | Reference | | Amount |
|---|---|---|---|---|---|---|---|
| 80314 | 09/24/2020 | CHK | 4066 | RONAYNE LUNDE | 2020 Renewable Energy Incentive | | 79.11 |
| 80315 | 09/24/2020 | CHK | 3927 | TERESA LUZZO | 2020 Renewable Energy Incentive | | 1,084.32 |
| 80316 | 09/24/2020 | CHK | 3393 | PHILIP LYNCH | 2020 Renewable Energy Incentive | | 3,276.72 |
| | | | | | 2020 Renewable Energy Incentive | | 791.14 |
| | | | | | | **Total for Check/Tran - 80316:** | 4,067.86 |
| 80317 | 09/24/2020 | CHK | 4070 | NANCY LYSHER | 2020 Renewable Energy Incentive | | 79.11 |
| 80318 | 09/24/2020 | CHK | 4071 | ROBERT MACDUFF | 2020 Renewable Energy Incentive | | 3,164.54 |
| 80319 | 09/24/2020 | CHK | 3397 | CAROL MAGEEHON | 2020 Renewable Energy Incentive | | 279.84 |
| 80320 | 09/24/2020 | CHK | 3926 | BRAD MAJOR | 2020 Renewable Energy Incentive | | 5,000.00 |
| 80321 | 09/24/2020 | CHK | 4145 | FREDERICK MANGAN | 2020 Renewable Energy Incentive | | 3,198.29 |
| 80322 | 09/24/2020 | CHK | 4072 | JEROME MARTIN | 2020 Renewable Energy Incentive | | 3,164.54 |
| 80323 | 09/24/2020 | CHK | 10122 | DAVID MAUK | 2020 Renewable Energy Incentive | | 158.23 |
| 80324 | 09/24/2020 | CHK | 3980 | STEPHEN MCCONNELL | 2020 Renewable Energy Incentive | | 5,000.00 |
| 80325 | 09/24/2020 | CHK | 3906 | MARIA MCDANIEL | 2020 Renewable Energy Incentive | | 4,707.72 |
| 80326 | 09/24/2020 | CHK | 10111 | AMBER MCKEE | 2020 Renewable Energy Incentive | | 2,255.58 |
| 80327 | 09/24/2020 | CHK | 4073 | JOHN MCKINSTRY | 2020 Renewable Energy Incentive | | 395.57 |
| 80328 | 09/24/2020 | CHK | 4048 | MARK MEDSKER | 2020 Renewable Energy Incentive | | 5,000.00 |
| 80329 | 09/24/2020 | CHK | 4074 | LARRY MENTER | 2020 Renewable Energy Incentive | | 316.45 |
| 80330 | 09/24/2020 | CHK | 3977 | JONATHAN MEQUET | 2020 Renewable Energy Incentive | | 4,202.28 |
| 80331 | 09/24/2020 | CHK | 4075 | LAURENCE MEYER | 2020 Renewable Energy Incentive | | 3,164.54 |
| 80332 | 09/24/2020 | CHK | 3924 | JAMES MILLBAUER | 2020 Renewable Energy Incentive | | 5,000.00 |
| 80333 | 09/24/2020 | CHK | 4178 | ANTHONY MISKHO | 2020 Renewable Energy Incentive | | 5,000.00 |
| 80334 | 09/24/2020 | CHK | 3923 | MIKE MITCHELL | 2020 Renewable Energy Incentive | | 5,000.00 |
| 80335 | 09/24/2020 | CHK | 3779 | ANDREW MOHLMAN | 2020 Renewable Energy Incentive | | 5,000.00 |

# Accounts Payable
# Check Register

## 09/14/2020 To 10/04/2020

**Bank Account: 2 - BPUD Accounts Payable Warrants**

| Check / Tran | Date | Pmt Type | Vendor | Vendor Name | Reference | Amount |
|---|---|---|---|---|---|---|
| 80336 | 09/24/2020 | CHK | 3833 | MARK MOKLER | 2020 Renewable Energy Incentive | 5,000.00 |
| 80337 | 09/24/2020 | CHK | 10152 | IMER MOLINA | 2020 Renewable Energy Incentive | 79.11 |
| 80338 | 09/24/2020 | CHK | 4077 | FOSTER MORGAN | 2020 Renewable Energy Incentive | 791.14 |
| 80339 | 09/24/2020 | CHK | 3918 | KEVIN MORGAN | 2020 Renewable Energy Incentive | 5,000.00 |
| 80340 | 09/24/2020 | CHK | 3979 | GERALD MORGEN | 2020 Renewable Energy Incentive | 4,501.98 |
| 80341 | 09/24/2020 | CHK | 4078 | CHARLES MOSCOU | 2020 Renewable Energy Incentive | 3,164.54 |
| 80342 | 09/24/2020 | CHK | 4146 | JOSHUA MOYER | 2020 Renewable Energy Incentive | 79.96 |
| 80343 | 09/24/2020 | CHK | 4147 | MOLLIE MUCHA | 2020 Renewable Energy Incentive | 639.66 |
| 80344 | 09/24/2020 | CHK | 4079 | CHRISTOPHER MUNDY | 2020 Renewable Energy Incentive | 316.45 |
| 80345 | 09/24/2020 | CHK | 4148 | THOMAS NOSBUSH | 2020 Renewable Energy Incentive | 799.57 |
| 80346 | 09/24/2020 | CHK | 3882 | DOUG OLSON | 2020 Renewable Energy Incentive | 3,513.15 |
| 80347 | 09/24/2020 | CHK | 3920 | BRIAN OPITZ | 2020 Renewable Energy Incentive | 5,000.00 |
| 80348 | 09/24/2020 | CHK | 3655 | MARK OSTBY | 2020 Renewable Energy Incentive | 4,079.16 |
| 80349 | 09/24/2020 | CHK | 3817 | NATHAN OWEN | 2020 Renewable Energy Incentive | 5,000.00 |
| 80350 | 09/24/2020 | CHK | 10192 | LINDA OWNBY | 2020 Renewable Energy Incentive | 799.57 |
| 80351 | 09/24/2020 | CHK | 3528 | DONNA PARKS | 2020 Renewable Energy Incentive | 470.16 |
| 80352 | 09/24/2020 | CHK | 4081 | TERRY PARRISH | 2020 Renewable Energy Incentive | 791.14 |
| 80353 | 09/24/2020 | CHK | 3973 | JAMES PARTRIDGE | 2020 Renewable Energy Incentive | 1,260.45 |
| 80354 | 09/24/2020 | CHK | 4082 | MARK PATTERSON | 2020 Renewable Energy Incentive | 3,164.54 |
| 80355 | 09/24/2020 | CHK | 4083 | ALAN PEAK | 2020 Renewable Energy Incentive | 79.11 |
| 80356 | 09/24/2020 | CHK | 4085 | GEORGE PECK | 2020 Renewable Energy Incentive | 316.45 |
| 80357 | 09/24/2020 | CHK | 3804 | KEVIN PIETRO | 2020 Renewable Energy Incentive | 4,714.05 |
| 80358 | 09/24/2020 | CHK | 10282 | KENNEN PILOT | 2020 Renewable Energy Incentive | 1,422.90 |

# Accounts Payable
# Check Register

## 09/14/2020 To 10/04/2020

**Bank Account: 2 - BPUD Accounts Payable Warrants**

| Check / Tran | Date | Pmt Type | Vendor | Vendor Name | Reference | Amount |
|---|---|---|---|---|---|---|
| 80359 | 09/24/2020 | CHK | 4087 | MALENA PINKHAM | 2020 Renewable Energy Incentive | 79.11 |
| 80360 | 09/24/2020 | CHK | 3798 | GILBERT PITKOFF | 2020 Renewable Energy Incentive | 824.70 |
| 80361 | 09/24/2020 | CHK | 3665 | KARL POOL | 2020 Renewable Energy Incentive | 5,000.00 |
| 80362 | 09/24/2020 | CHK | 4253 | GLENDA POWELL | 2020 Renewable Energy Incentive | 1,214.46 |
| 80363 | 09/24/2020 | CHK | 10709 | TREVOR POWERS | 2020 Renewable Energy Incentive | 670.14 |
| 80364 | 09/24/2020 | CHK | 4088 | PROSSER AUTO WASH LLC | 2020 Renewable Energy Incentive | 3,164.54 |
| 80365 | 09/24/2020 | CHK | 4089 | GARY PUCKETT | 2020 Renewable Energy Incentive | 316.45 |
| 80366 | 09/24/2020 | CHK | 4090 | GEORGE QUIGLEY | 2020 Renewable Energy Incentive | 791.14 |
| 80367 | 09/24/2020 | CHK | 4091 | TORIANNA QUINN | 2020 Renewable Energy Incentive | 79.11 |
| 80368 | 09/24/2020 | CHK | 3801 | DENNIS RAINS | 2020 Renewable Energy Incentive | 5,000.00 |
| 80369 | 09/24/2020 | CHK | 4236 | ANDREW RAKOWSKI | 2020 Renewable Energy Incentive | 395.57 |
| 80370 | 09/24/2020 | CHK | 4149 | ROBIN REGO | 2020 Renewable Energy Incentive | 3,198.29 |
| 80371 | 09/24/2020 | CHK | 1723 | VICTOR RENARD | 2020 Renewable Energy Incentive | 2,151.90 |
| 80372 | 09/24/2020 | CHK | 3816 | FRANK RICE | 2020 Renewable Energy Incentive | 5,000.00 |
| 80373 | 09/24/2020 | CHK | 4219 | JOHN RIDER | 2020 Renewable Energy Incentive | 1,822.05 |
| 80374 | 09/24/2020 | CHK | 3802 | RON RIEDNER | 2020 Renewable Energy Incentive | 1,682.10 |
| 80375 | 09/24/2020 | CHK | 4150 | DOUG ROBERTSON | 2020 Renewable Energy Incentive | 159.91 |
| 80376 | 09/24/2020 | CHK | 4080 | JESSICA ROBLEDO | 2020 Renewable Energy Incentive | 79.11 |
| 80377 | 09/24/2020 | CHK | 4094 | PHILIP ROCHELLE | 2020 Renewable Energy Incentive | 791.14 |
| 80378 | 09/24/2020 | CHK | 4151 | GEORGE ROMANO | 2020 Renewable Energy Incentive | 639.66 |
| 80379 | 09/24/2020 | CHK | 3831 | GENE ROOSENDAAL | 2020 Renewable Energy Incentive | 5,000.00 |
| 80380 | 09/24/2020 | CHK | 4096 | RYAN RUMLEY | 2020 Renewable Energy Incentive | 316.45 |
| 80381 | 09/24/2020 | CHK | 3956 | SCOTT L SAMUELSON | 2020 Renewable Energy Incentive | 5,000.00 |

# Accounts Payable
# Check Register

## 09/14/2020 To 10/04/2020

**Bank Account: 2 - BPUD Accounts Payable Warrants**

| Check / Tran | Date | Pmt Type | Vendor | Vendor Name | Reference | Amount |
|---|---|---|---|---|---|---|
| 80382 | 09/24/2020 | CHK | 4097 | GERARDO SANDOVAL | 2020 Renewable Energy Incentive | 3,164.54 |
| 80383 | 09/24/2020 | CHK | 3905 | DENNIS SANDVIG | 2020 Renewable Energy Incentive | 5,000.00 |
| 80384 | 09/24/2020 | CHK | 4152 | SARA NELSON DESIGN | 2020 Renewable Energy Incentive | 159.91 |
| 80385 | 09/24/2020 | CHK | 4153 | THOMAS SAVICKAS | 2020 Renewable Energy Incentive | 79.96 |
| 80386 | 09/24/2020 | CHK | 4098 | DAVE SCHELL | 2020 Renewable Energy Incentive | 79.11 |
| 80387 | 09/24/2020 | CHK | 2923 | STEVEN SCHMIDT | 2020 Renewable Energy Incentive | 316.45 |
| 80388 | 09/24/2020 | CHK | 4100 | LEE SCHMITT | 2020 Renewable Energy Incentive | 3,164.54 |
| 80389 | 09/24/2020 | CHK | 10598 | CHRISTOPHER SCHMOE | 2020 Renewable Energy Incentive | 608.99 |
| 80390 | 09/24/2020 | CHK | 3917 | JEFF SCHNEIDER | 2020 Renewable Energy Incentive | 5,000.00 |
| 80391 | 09/24/2020 | CHK | 3990 | JEFF SCHOFSTOLL | 2020 Renewable Energy Incentive | 5,000.00 |
| 80392 | 09/24/2020 | CHK | 10510 | DOUGLAS SCHORZMAN | 2020 Renewable Energy Incentive | 513.60 |
| 80393 | 09/24/2020 | CHK | 4176 | LELAND SCHULTZ | 2020 Renewable Energy Incentive | 4,755.90 |
| 80394 | 09/24/2020 | CHK | 3793 | HEINZ SCHULZ | 2020 Renewable Energy Incentive | 5,000.00 |
| 80395 | 09/24/2020 | CHK | 4101 | BRIAN SCHUR | 2020 Renewable Energy Incentive | 1,582.27 |
| 80396 | 09/24/2020 | CHK | 4102 | DAVID SHARP | 2020 Renewable Energy Incentive | 79.11 |
| 80397 | 09/24/2020 | CHK | 3909 | ROBERT SHILLING | 2020 Renewable Energy Incentive | 5,000.00 |
| 80398 | 09/24/2020 | CHK | 3907 | STEVE J SHOEMAKER | 2020 Renewable Energy Incentive | 5,000.00 |
| 80399 | 09/24/2020 | CHK | 4155 | KENNETIH SILLIMAN | 2020 Renewable Energy Incentive | 3,198.29 |
| 80400 | 09/24/2020 | CHK | 3976 | ED SIMMONS | 2020 Renewable Energy Incentive | 4,386.42 |
| 80401 | 09/24/2020 | CHK | 3796 | BETTI SLOCUMB | 2020 Renewable Energy Incentive | 5,000.00 |
| 80402 | 09/24/2020 | CHK | 3523 | HAROLD SMITH | 2020 Renewable Energy Incentive | 746.82 |
| 80403 | 09/24/2020 | CHK | 3658 | MARIAN SMITH | 2020 Renewable Energy Incentive | 867.90 |
| 80404 | 09/24/2020 | CHK | 4156 | MARLET SMITH | 2020 Renewable Energy Incentive | 159.91 |

# Accounts Payable
# Check Register

## 09/14/2020 To 10/04/2020

**Bank Account: 2 - BPUD Accounts Payable Warrants**

| Check / Tran | Date | Pmt Type | Vendor | Vendor Name | Reference | Amount |
|---|---|---|---|---|---|---|
| 80405 | 09/24/2020 | CHK | 3792 | CHERI SMOOT | 2020 Renewable Energy Incentive | 3,317.76 |
| 80406 | 09/24/2020 | CHK | 3664 | CRAIG SPANIEL | 2020 Renewable Energy Incentive | 2,588.22 |
| 80407 | 09/24/2020 | CHK | 3663 | RODNEY SPANIEL | 2020 Renewable Energy Incentive | 3,321.00 |
| 80408 | 09/24/2020 | CHK | 3396 | PEGGY STALLBAUM | 2020 Renewable Energy Incentive | 2,270.16 |
| 80409 | 09/24/2020 | CHK | 3652 | ANNE STAMM | 2020 Renewable Energy Incentive | 1,288.98 |
| 80410 | 09/24/2020 | CHK | 3868 | LARRY C STEPHENSON | 2020 Renewable Energy Incentive | 5,000.00 |
| 80411 | 09/24/2020 | CHK | 3955 | LESLIE STEWARD | 2020 Renewable Energy Incentive | 2,942.46 |
| 80412 | 09/24/2020 | CHK | 3806 | CRAIG P STRAIT | 2020 Renewable Energy Incentive | 5,000.00 |
| 80413 | 09/24/2020 | CHK | 3887 | SHAWN STRAIT | 2020 Renewable Energy Incentive | 5,000.00 |
| 80414 | 09/24/2020 | CHK | 3921 | STEVE STRAIT | 2020 Renewable Energy Incentive | 4,521.96 |
| 80415 | 09/24/2020 | CHK | 4103 | DAVID STRECKER | 2020 Renewable Energy Incentive | 3,164.54 |
| 80416 | 09/24/2020 | CHK | 3797 | LINDA TAYLOR | 2020 Renewable Energy Incentive | 1,067.58 |
| 80417 | 09/24/2020 | CHK | 4157 | MICHAEL TESKY | 2020 Renewable Energy Incentive | 319.83 |
| 80418 | 09/24/2020 | CHK | 3534 | CORLET THORNTON | 2020 Renewable Energy Incentive | 3,213.00 |
| 80419 | 09/24/2020 | CHK | 2764 | NANCY THURSTON | 2020 Renewable Energy Incentive | 2,959.20 |
| 80420 | 09/24/2020 | CHK | 4105 | WJ TRAVERSIE | 2020 Renewable Energy Incentive | 158.23 |
| 80421 | 09/24/2020 | CHK | 4106 | DENNIS TURNER | 2020 Renewable Energy Incentive | 316.45 |
| 80422 | 09/24/2020 | CHK | 4107 | PATRICIA TURNER | 2020 Renewable Energy Incentive | 158.23 |
| 80423 | 09/24/2020 | CHK | 1048 | UNITED WAY OF BENTON & FRANKLIN | 2020 Renewable Energy Incentive | 159.91 |
| 80424 | 09/24/2020 | CHK | 3641 | RONALD UTTER | 2020 Renewable Energy Incentive | 2,376.00 |
| 80425 | 09/24/2020 | CHK | 4108 | JOHN VAN BEEK | 2020 Renewable Energy Incentive | 3,164.54 |
| 80426 | 09/24/2020 | CHK | 4109 | JOHN VILLANUEVA | 2020 Renewable Energy Incentive | 79.11 |
| 80427 | 09/24/2020 | CHK | 4110 | JERRY VIOLETTE | 2020 Renewable Energy Incentive | 632.91 |

09/14/2020 To 10/04/2020

**Bank Account: 2 - BPUD Accounts Payable Warrants**

| Check / Tran | Date | Pmt Type | Vendor | Vendor Name | Reference | | Amount |
|---|---|---|---|---|---|---|---|
| 80428 | 09/24/2020 | CHK | 4111 | MARCIA VOGEL | 2020 Renewable Energy Incentive | | 791.14 |
| 80429 | 09/24/2020 | CHK | 3847 | JEFF WAMBOLDT | 2020 Renewable Energy Incentive | | 5,000.00 |
| 80430 | 09/24/2020 | CHK | 3886 | LAURAN WANG | 2020 Renewable Energy Incentive | | 5,000.00 |
| 80431 | 09/24/2020 | CHK | 4112 | COREY WEAVER | 2020 Renewable Energy Incentive | | 79.11 |
| 80432 | 09/24/2020 | CHK | 3929 | GREG WEBBER | 2020 Renewable Energy Incentive | | 5,000.00 |
| 80433 | 09/24/2020 | CHK | 10118 | DAVE WEIBEL | 2020 Renewable Energy Incentive | | 5,000.00 |
| 80434 | 09/24/2020 | CHK | 3928 | SCOTT WEIDE | 2020 Renewable Energy Incentive | | 5,000.00 |
| 80435 | 09/24/2020 | CHK | 4113 | WAYNE WESTBERG | 2020 Renewable Energy Incentive | | 632.91 |
| 80436 | 09/24/2020 | CHK | 4114 | CHRIS WHITE | 2020 Renewable Energy Incentive | | 158.23 |
| 80437 | 09/24/2020 | CHK | 4158 | DONALD WHITE | 2020 Renewable Energy Incentive | | 3,198.29 |
| 80438 | 09/24/2020 | CHK | 4159 | CHAD WHITING | 2020 Renewable Energy Incentive | | 159.91 |
| 80439 | 09/24/2020 | CHK | 4115 | GEORGE WICKERSHAM | 2020 Renewable Energy Incentive | | 316.45 |
| 80440 | 09/24/2020 | CHK | 3978 | VALERIE WICKS | 2020 Renewable Energy Incentive | | 4,456.08 |
| 80441 | 09/24/2020 | CHK | 4171 | DWAYNE WIDENER | 2020 Renewable Energy Incentive | | 79.11 |
| 80442 | 09/24/2020 | CHK | 4116 | JULIE WIGANOSKY | 2020 Renewable Energy Incentive | | 158.23 |
| 80443 | 09/24/2020 | CHK | 3789 | LEROY WILBUR | 2020 Renewable Energy Incentive | | 159.91 |
| | | | | | 2020 Renewable Energy Incentive | | 1,461.24 |
| | | | | | | **Total for Check/Tran - 80443:** | 1,621.15 |
| 80444 | 09/24/2020 | CHK | 3884 | JEAN R WILLIAMS | 2020 Renewable Energy Incentive | | 4,058.64 |
| 80445 | 09/24/2020 | CHK | 4160 | SUE WILLIAMS | 2020 Renewable Energy Incentive | | 319.83 |
| 80446 | 09/24/2020 | CHK | 4034 | TROY WILLIS | 2020 Renewable Energy Incentive | | 4,870.80 |
| 80447 | 09/24/2020 | CHK | 4118 | JEFFREY WINTERS | 2020 Renewable Energy Incentive | | 632.91 |
| 80448 | 09/24/2020 | CHK | 3989 | KIP WOOD | 2020 Renewable Energy Incentive | | 5,000.00 |
| 80449 | 09/24/2020 | CHK | 3803 | DAN WRIGHT | 2020 Renewable Energy Incentive | | 5,000.00 |

# Accounts Payable
# Check Register

## 09/14/2020 To 10/04/2020

**Bank Account: 2 - BPUD Accounts Payable Warrants**

| Check / Tran | Date | Pmt Type | Vendor | Vendor Name | Reference | | Amount |
|---|---|---|---|---|---|---|---|
| 80450 | 09/24/2020 | CHK | 4119 | RICHARD WRIGHT | 2020 Renewable Energy Incentive | | 237.34 |
| 80451 | 09/24/2020 | CHK | 3800 | RYAN WRIGHT | 2020 Renewable Energy Incentive | | 5,000.00 |
| 80452 | 09/24/2020 | CHK | 3778 | LARRY YOUNGQUIST | 2020 Renewable Energy Incentive | | 5,000.00 |
| 80453 | 09/30/2020 | CHK | 436 | BANK OF AMERICA | Qtrly LOC | | 10,222.22 |
| 80454 | 09/30/2020 | CHK | 3344 | BOYD'S TREE SERVICE, LLC | Tree Trimming Svc | | 12,613.43 |
| | | | | | Tree Trimming Svc | | 7,099.38 |
| | | | | | | **Total for Check/Tran - 80454:** | 19,712.81 |
| 80455 | 09/30/2020 | CHK | 3374 | COLUMBIA DISTRIBUTING | Commercial Energy Efficiency Prg | | 2,400.00 |
| 80456 | 09/30/2020 | CHK | 10615 | CONCRETE SPECIALTIES | Contact Cleaner | | -86.69 |
| | | | | | Contact Cleaner | | 1,094.69 |
| | | | | | | **Total for Check/Tran - 80456:** | 1,008.00 |
| 80457 | 09/30/2020 | CHK | 1970 | FITCH, RATINGS, INC. | Surveillance Fee 10/20-9/21 | | -487.50 |
| | | | | | Surveillance Fee 10/20-9/21 | | 7,500.00 |
| | | | | | | **Total for Check/Tran - 80457:** | 7,012.50 |
| 80458 | 09/30/2020 | CHK | 3530 | HEALTH ENHANCEMENT SYSTEMS, IN | Logo License fee | | -2.20 |
| | | | | | Logo License fee | | 27.81 |
| | | | | | | **Total for Check/Tran - 80458:** | 25.61 |
| 80459 | 09/30/2020 | CHK | 99 | KIE SUPPLY CORP | Fiber vault | | 15,157.79 |
| 80460 | 09/30/2020 | CHK | 310 | MOON SECURITY SERVICES, INC. | Maintenance | | 1,140.30 |
| 80461 | 09/30/2020 | CHK | 2361 | SHARPE & PRESZLER CONSTRUCTION | Trenching | | 624.45 |
| 80462 | 09/30/2020 | CHK | 99999 | HUSSEIN AL QARAGHULI | Credit Balance Refund | | 87.27 |
| 80463 | 09/30/2020 | CHK | 99999 | ELIZABETH BIEBESHEIMER | Credit Balance Refund | | 418.45 |
| 80464 | 09/30/2020 | CHK | 99999 | SINISA BOZIC | Credit Balance Refund | | 11.09 |
| 80465 | 09/30/2020 | CHK | 99999 | ROBIN V CALLOW | Credit Balance Refund | | 379.63 |
| 80466 | 09/30/2020 | CHK | 99999 | DAN EINSEL | Credit Balance Refund | | 33.88 |

# Accounts Payable
# Check Register

## 09/14/2020 To 10/04/2020

**Bank Account: 2 - BPUD Accounts Payable Warrants**

| Check / Tran | Date | Pmt Type | Vendor | Vendor Name | Reference | Amount |
|---|---|---|---|---|---|---|
| 80467 | 09/30/2020 | CHK | 99999 | JILL L EVANS | Credit Balance Refund | 389.69 |
| 80468 | 09/30/2020 | CHK | 99999 | TERRAL G FINGER | Credit Balance Refund | 875.67 |
| 80469 | 09/30/2020 | CHK | 99999 | JAMES R FRANKS | Credit Balance Refund | 259.10 |
| 80470 | 09/30/2020 | CHK | 99999 | LORELEI A FULTON | Credit Balance Refund | 322.51 |
| 80471 | 09/30/2020 | CHK | 99999 | SALOMON GUTIERREZ | Credit Balance Refund | 71.17 |
| 80472 | 09/30/2020 | CHK | 99999 | CATHERINE HOLTON | Credit Balance Refund | 167.51 |
| 80473 | 09/30/2020 | CHK | 99999 | DEBORAH HUNSAKER | Credit Balance Refund | 204.45 |
| 80474 | 09/30/2020 | CHK | 99999 | RAS KAMARA | Credit Balance Refund | 74.25 |
| 80475 | 09/30/2020 | CHK | 99999 | BRIGITTE M LA BELLE | Credit Balance Refund | 300.00 |
| 80476 | 09/30/2020 | CHK | 99999 | RACHEL LANCE | Credit Balance Refund | 115.10 |
| 80477 | 09/30/2020 | CHK | 99999 | LOS VECINOS MEAT MARKET | Credit Balance Refund | 180.72 |
| 80478 | 09/30/2020 | CHK | 99999 | RUBEN MARTINEZ | Credit Balance Refund | 146.30 |
| 80479 | 09/30/2020 | CHK | 99999 | DOUGLAS MCGAUGHEY | Credit Balance Refund | 542.35 |
| 80480 | 09/30/2020 | CHK | 99999 | PAYTON MOORE | Credit Balance Refund | 63.61 |
| 80481 | 09/30/2020 | CHK | 99999 | MARYCARMEN ROBLES | Credit Balance Refund | 211.32 |
| 80482 | 09/30/2020 | CHK | 99999 | KARL SPEKKER | Credit Balance Refund | 122.80 |

| | | |
|---|---|---|
| **Total Payments for Bank Account - 2 :** | (666) | 1,770,482.63 |
| **Total Voids for Bank Account - 2 :** | (6) | 591.98 |
| **Total for Bank Account - 2 :** | (672) | 1,771,074.61 |
| **Grand Total for Payments :** | (749) | 3,634,628.84 |
| **Grand Total for Voids :** | (6) | 591.98 |
| **Grand Total :** | (755) | 3,635,220.82 |

# Accounts Payable
# Check Register

## ALL

**Bank Account: 1 - Benton PUD ACH/Wire**

| Check / Tran | Date | Pmt Type | Vendor | Vendor Name | Reference | | Amount |
|---|---|---|---|---|---|---|---|
| 5500 | 09/15/2020 | WIRE | 1680 | MORGAN STANLEY | Purchased Power 8/20 | | 7,788.80 |
| 5502 | 09/15/2020 | WIRE | 436 | BANK OF AMERICA | Banking Svc Fee | | 1,774.80 |
| 5503 | 09/17/2020 | WIRE | 2205 | UNITED STATES TREASURY | Federal Income Tax | | 67,474.23 |
| | | | | | Medicare - Employee | | 9,190.56 |
| | | | | | Medicare - Employer | | 9,190.56 |
| | | | | | Social Security - Employee | | 37,644.87 |
| | | | | | Social Security - Employer | | 37,644.87 |
| | | | | | | **Total for Check/Tran - 5503:** | 161,145.09 |
| 5504 | 09/17/2020 | WIRE | 1567 | ICMA RETIREMENT CORP | 457(b) Leave EE Contribution | | 1,162.41 |
| | | | | | 457(b) Roth EE Contribution | | 4,295.55 |
| | | | | | Plan A 457(b) Employee Contribution | | 4,777.99 |
| | | | | | Plan B 457(b) Employee Contribution | | 20,425.06 |
| | | | | | Plan C 401(a) Option 1 EE Contribution | | 3,440.68 |
| | | | | | Plan C 401(a) Option 2 EE Contribution | | 1,358.13 |
| | | | | | Plan C 401(a) Option 4, Step 1 EE Contri | | 317.71 |
| | | | | | Plan C 401(a) Option 4, Step 2 EE Contri | | 824.07 |
| | | | | | Plan C 401(a) Option 4, Step 3 EE Contri | | 1,377.54 |
| | | | | | Plan C 401(a) Option 4, Step 4 EE Contri | | 741.31 |
| | | | | | Plan C 401(a) Option 5, Step 4 EE Contri | | 1,803.29 |
| | | | | | Plan C 457(b) Employee Contribution | | 3,866.73 |
| | | | | | Deferred Comp - ER | | 16,230.56 |
| | | | | | | **Total for Check/Tran - 5504:** | 60,621.03 |
| 5505 | 09/17/2020 | WIRE | 171 | WASH STATE DEPT RETIREMENT SYS | PERS - ER | | 80,693.86 |
| | | | | | PERS Plan 2 | | 45,370.52 |
| | | | | | PERS Plan 3A 5% All Ages | | 1,662.29 |
| | | | | | PERS Plan 3B 5% Up to Age 35 | | 361.56 |
| | | | | | PERS Plan 3E 10% All Ages | | 822.17 |
| | | | | | | **Total for Check/Tran - 5505:** | 128,910.40 |
| 5506 | 09/17/2020 | WIRE | 437 | WASH STATE DEPT SUPPORT REGIST | Garnishment - Child Support | | 925.24 |

# Accounts Payable
# Check Register

## ALL

**Bank Account: 1 - Benton PUD ACH/Wire**

| Check / Tran | Date | Pmt Type | Vendor | Vendor Name | Reference | | Amount |
|---|---|---|---|---|---|---|---|
| 5507 | 09/18/2020 | WIRE | 169 | ENERGY NORTHWEST | Purchased Power | | 163,528.21 |
| 5508 | 09/18/2020 | WIRE | 2902 | WHITE CREEK WIND I, LLC | Purchased Power 8/20 | | 87,267.00 |
| 5510 | 09/23/2020 | WIRE | 246 | BONNEVILLE POWER ADMIN | Purchased Power 8/20 | | 5,023,689.00 |
| | | | | | Tranmission Bill 8/20 | | 1,037,585.00 |
| | | | | | | **Total for Check/Tran - 5510:** | 6,061,274.00 |
| 5512 | 09/25/2020 | WIRE | 169 | ENERGY NORTHWEST | DEED Membership Subscription | | 5,160.82 |
| 5513 | 09/25/2020 | WIRE | 933 | POWEREX CORPORATION | Purchased Gas 8/20 | | 370,789.24 |
| 5515 | 09/28/2020 | WIRE | 1821 | FREDERICKSON POWER L.P. | Purchased Power 8/20 | | 793,177.43 |
| | | | | | Purchased Gas 8/20 | | 3,636.80 |
| | | | | | | **Total for Check/Tran - 5515:** | 796,814.23 |
| 5517 | 09/15/2020 | WIRE | 2570 | THE ENERGY AUTHORITY, INC. | Purchased Power 8/20 | | 137,609.95 |
| | | | | | Purchased Power | | 92,284.41 |
| | | | | | | **Total for Check/Tran - 5517:** | 229,894.36 |
| 5518 | 09/30/2020 | WIRE | 2800 | LL&P WIND ENERGY, INC. | Purchased Power 8/20 | | 50,618.85 |
| | | | | | | **Total for Bank Account - 1 :** (14) | 8,126,512.07 |
| | | | | | | **Grand Total :** (14) | 8,126,512.07 |

## BENTON PUD - RESIDENTIAL CONSERVATION REBATE DETAIL

| Date | Customer | Rebate Amount | Rebate Description |
|---|---|---|---|
| 09/29/2020 | HEATHER JOB | $ 30.00 | Rebate - Energy Star Clothes Washer |
| 09/29/2020 | DANNY ORR | $ 30.00 | Rebate - Energy Star Clothes Washer |
| 09/29/2020 | PAUL R GARELLO | $ 30.00 | Rebate - Energy Star Clothes Washer |
| 09/29/2020 | JAMIE L MCKENZIE | $ 30.00 | Rebate - Energy Star Clothes Washer |
| 09/29/2020 | DANNY ORR | $ 50.00 | Rebate - Energy Star Clothes Dryer |
| 09/29/2020 | PAUL R GARELLO | $ 50.00 | Rebate - Energy Star Clothes Dryer |
| 09/29/2020 | JAMIE L MCKENZIE | $ 50.00 | Rebate - Energy Star Clothes Dryer |

| | |
|---|---|
| $ | 270.00 |

| | |
|---|---|
| | *Business Agenda* |
| | *Second Reading* |
| X | *Consent Agenda* |
| | *Info Only/Possible Action* |
| | *Info Only* |

**COMMISSION MEETING AGENDA ITEM**

| | | |
|---|---|---|
| Subject: | Contract Change Order #4 – GPS Insight Contract #16-15-06 | |
| Agenda Item No: | 8c | |
| Meeting Date: | October 13, 2020 | |
| Presented by: | Duane Crum | *Staff Presenting Item* |
| Approved by (dept): | Chris J. Folta | *Director/Manager* |
| Approved for Commission review: | Rick Dunn | *General Manager/Asst GM* |

**Motion for Commission Consideration**

Motion to authorize the General Manager on behalf of the District to sign Change Order #4 of Contract #16-15-06 with GPS Insight, to extend the term of the contract to November 1, 2021 and increase the not-to-exceed amount by $24,000.00; bringing the new not-to-exceed amount to $128,000.00.

**Background**

Benton PUD remains committed to providing a high level of safety to our work force. GPS Insight has provided us with real-time location services for all mobile fleet equipment.

GPS Insight is fully Multispeak-compliant allowing seamless integration to our NISC platform. This integration allows both field workers and dispatch to visualize vehicles in the field within the NISC suite of applications.

GPS Insight utilizes the Verizon network which provides the best overall coverage in our service territory.

**Summary**

District staff recommends extending the contract with GPS Insight to November 1, 2021 and increasing in the amount of $24,000.

**Fiscal Impact**

Additional $24,000

# Contract Change Order

2721 W. 10th Ave.
PO Box 6270
Kennewick, WA 99336

| 1. Contract Change No. | 2. Contract No. | 3. Effective Date |
|---|---|---|
| 4 | 16-15-06 | August 2, 2020 |

**4. Contract Name & Address**

GPS Insight
7201 E. Henkel Way, #400
Scottsdale, AZ 85255

**5. Contract Cost Adjustment – This Change Only**

__X__ - INCREASE $24,000.00

____ - DECREASE $

+ Washington State Sales Tax

**6. Contract Schedule Adjustment – This Change Only**

New Expiration Date: **November, 1, 2021**

**7. Description of Changes:**

Extend the term of the contract to November 1, 2021 and increase the not-to-exceed amount by $24,000.00; bringing the new not-to-exceed amount of the contract to $128,000.00.

**EXCEPT AS PROVIDED HEREIN, ALL TERMS AND CONDITIONS OF THE CONTRACT REMAIN UNCHANGED AND IN FULL FORCE AND EFFECT**

| 8. Name of Contractor (Print or Type) | 9. Benton PUD (Print or Type) |
|---|---|
| Signature _____ | Signature _____ |
| By _____ | By Rick Dunn |
| Title _____ | Title General Manager |
| Date _____ | Date _____ |

| | |
|---|---|
| | *Business Agenda* |
| | *Second Reading* |
| X | *Consent Agenda* |
| | *Info Only/Possible Action* |
| | *Info Only* |

**COMMISSION MEETING AGENDA ITEM**

| | | |
|---|---|---|
| Subject: | Contract Change Order #1 – Palouse Power Contract #20-21-18 | |
| Agenda Item No: | 8d | |
| Meeting Date: | October 13, 2020 | |
| Presented by: | Evan Edwards | *Staff Presenting Item* |
| Approved by (dept): | Stephen B. Hunter | *Director/Manager* |
| Approved for Commission review: | Rick Dunn | *General Manager/Asst GM* |

**Motion for Commission Consideration**

Motion to authorize the General Manager on behalf of the District to sign Change Order #1 of Contract #20-21-18 with Palouse Power, LLC, to increase the not-to-exceed amount by $128,721.76, bringing the new not-to-exceed contract amount to $816,265.41.

**Background**

The District completed a geotechnical study for anticipated footing/foundation locations where equipment was to be placed as part of the property purchase process. The study however did not reveal subsurface conditions of the entire property. Unknown subsurface conditions were discovered during the construction of Southridge Substation in areas on the perimeter of the property where city sewer lines were required to be relocated and where feeder conduits left the site. This resulted in additional scope and cost for Palouse Power and their sub-contractors.

Field change orders (FCO) #1 ($20,000) and #2 ($66,114) were issued in response to the discovery of fill materials (broken bricks, concrete chunks, etc.) in the northeast portion of the site that were unsuitable for bedding the relocated sewer pipe per City of Kennewick requirements. These FCO's covered the transport and removal costs associated with the excavated debris as Palouse had to bring in an additional subcontractor to transport and dispose of the debris.

FCO #3 ($8,654.97) was issued due to a delay associated with installing one of the new manholes. An existing sewer line was discovered that was not on plans available to the District during design. This caused delays due to additional excavation, additional sewer interconnections, and time spent verifying if the line was still in use.

FCO #4 ($33,952.79) was issued to cover the additional labor costs incurred by the Capstone Structures for the activities associated with FCO #1 and #2. In addition, FCO #4 also covers Capstone's additional labor and equipment costs for the rock trenching that had to occur during the installation of the 6" conduits and vaults.

**Summary**

Approval of this change order will compensate Palouse Power for additional work performed due to the discovery of previously unknown underground site conditions.

**Fiscal Impact**

The portion of WO #584434 (Southridge Substation) for this contracted civil construction work was included in the 2020 budget based off an Engineer's estimate of $999,375.55.

# Contract Change Order

2721 W. 10th Ave.
PO Box 6270
Kennewick, WA 99336

| 1. Contract Change No. | 2. Contract No. | 3. Effective Date |
|---|---|---|
| 1 | 20-21-18 | October 13, 2020 |

| 4. Contract Name & Address | 5. Contract Cost Adjustment – This Change Only |
|---|---|
| Palouse Power, LLC<br>4745 Hwy 281 N<br>Quincy, WA 98848 | __X__ - INCREASE $128,721.76<br><br>____ - DECREASE $<br>+ Washington State Sales Tax |
| | **6. Contract Schedule Adjustment – This Change Only**<br><br>New Expiration Date: |

**7. Description of Changes:**
Increase the not-to-exceed amount by $128,721.76; bringing the new not-to-exceed amount of the contract to $816,265.41.

**EXCEPT AS PROVIDED HEREIN, ALL TERMS AND CONDITIONS OF THE CONTRACT REMAIN UNCHANGED AND IN FULL FORCE AND EFFECT**

| 8. Name of Contractor (Print or Type) | 9. Benton PUD (Print or Type) |
|---|---|
| Signature _____ | Signature _____ |
| By _____ | By Rick Dunn |
| Title _____ | Title General Manager |
| Date _____ | Date October 13, 2020 |

| | |
|---|---|
| | *Business Agenda* |
| | *Second Reading* |
| X | *Consent Agenda* |
| | *Info Only/Possible Action* |
| | *Info Only* |

**COMMISSION MEETING AGENDA ITEM**

| | | |
|---|---|---|
| Subject: | Quarterly Contract Activity Report to Commission | |
| Agenda Item No: | 8e | |
| Meeting Date: | October 13, 2020 | |
| Presented by: | Michelle Ochweri *Michelle Ochweri* | *Staff Presenting Item* |
| Approved by (dept): | Jon L. Meyer | *Director/Manager* |
| Approved for Commission review: | Rick Dunn | *General Manager/Asst GM* |

**Motion for Commission Consideration**

REPORT – All contract activity per Resolution No. 2511.

# *Contracts & Purchasing Memo*

To: Rick Dunn

From: Michelle N. Ochweri

Date: October 5, 2020

Re: **Quarterly Contract Activity Report to Commission – October 13, 2020**

---

## ADMINISTRATION

| Date Signed | Vendor/ Contract Number | Contract Title/ Action | Original Contract Term Date | Original Contract Value | Current Change Order Amount | Total Contract Value | Reason Commission Approval Not Required * | Commission Approval Date (if applicable) |
|---|---|---|---|---|---|---|---|---|
| 7-22-20 | Health Enhancement Systems, Inc. #20-02-04 | **License to use Spring Into Motion's Logo** | 5-21-20 | $500.00 | | $500.00 | 1 | |
| 7-22-20 | Red Kite Employment Law #20-02-05 | **Engagement to Provide Legal Services and/or On-Site Training** | 7-22-20 | $5,000.00 | | $5,000.00 | 1 | |
| 8-21-20 | Campbell Training Solutions #20-01-03 | **Energy Education Training Curriculum** – Change Order #1 Increase NTE by $60,000.00 | 4-1-20 | $10,000.00 | $60,000.00 | $70,000.00 | 1 | |
| 8-21-20 | A.W. Rehn & Associates, Inc. #05-02-04R | **COBRA Administration Contract** – Change Order #5 Increase NTE by $2,000.00 and extend term to July 26, 2023 | 4-5-05 | $3,000.00 | $2,000.00 | $11,000.00 | 1 | |

| Date Signed | Vendor/ Contract Number | Contract Title/ Action | Original Contract Term Date | Original Contract Value | Current Change Order Amount | Total Contract Value | Reason Commission Approval Not Required * | Commission Approval Date (if applicable) |
|---|---|---|---|---|---|---|---|---|
| 8-25-20 | Falcon-Software Company, Inc. #17-12-06 | **Website Maintenance & Support –** Change Order #5 – Extend term to December 31, 2021 and increase NTE by $46,573.00 | 2-1-18 | $50,923.00 | $46,573.00 | $186,892.70 | | 8-25-20 |
| 9-9-20 | Catapult Health, LLC #18-02-04 | **Provide Onsite Biometric Services –** Change Order #3 Extend term to January 1, 2022 and increase the NTE by $15,000.00 | 10-1-18 | $ - 0 - | $15,000.00 | $18,200.00 | 4 | |
| 9-10-20 | Thryv, Inc #20-12-02 | **Advertising in the Lower Yakima Valley Yellow Pages** | 7-6-20 | $1.005.10 | | $1,005.10 | 1 | |

## POWER MANAGEMENT

| Date Signed | Vendor/ Contract Number | Contract Title/ Action | Original Contract Term Date | Original Contract Value | Current Change Order Amount | Total Contract Value | Reason Commission Approval Not Required * | Commission Approval Date (if applicable) |
|---|---|---|---|---|---|---|---|---|
| 3-23-20 | Renewal by Andersen of Washington #20-45-06 | **REEP Contractor's Participation Agreement** | 4-1-20 | $50,000.00 | | $50,000.00 | 1 | |
| 6-23-20 | The Energy Authority, Inc. #06-51-11 | **Master Agreement –** Change Order #32 – Increase the NTE by $75,000.00 | 7-1-06 | $6,000,000.00 | $75,000.00 | $20,855,032.00 | | 6-23-20 |
| 7-2-20 | Americool Heating & AC #20-45-09 | **REEP Contractor's Participation Agreement** | 7-1-20 | $50,000.00 | | $50,000.00 | 1 | |
| 7-30-20 | K&L Gates, LLP #18-51-02 | **Legal Services for REC Agreements –** Change Order #4 – Increase the NTE by $9,000.00 | 1-30-18 | $5,000.00 | $9,000.00 | $38,000.00 | 1 | |
| 8-21-20 | Energy Northwest #20-45-10 | **Joint action agency subscription to APPA DEED program** | 8-1-20 | $5,160.82 | | $5,160.82 | 1 | |
| 9-17-20 | K&L Gates #18-51-02 | **Legal Services for REC Agreements –** Change Order #5 – Increase NTE by $40,000.00 | 1-30-18 | $5,000.00 | $40,000.00 | $78,000.00 | 4 | |

## OPERATIONS

| Date Signed | Vendor/ Contract Number | Contract Title/ Action | Original Contract Term Date | Original Contract Value | Current Change Order Amount | Total Contract Value | Reason Commission Approval Not Required * | Commission Approval Date (if applicable) |
|---|---|---|---|---|---|---|---|---|
| 7-28-20 | US Cellular #16-33-01 | **Standby Phones –** ICO#3 Increase the NTE by $6,416.54 for additional year | 3-31-16 | $1,658.10 | $6,416.54 | $10,133.08 | 1 | |
| 4-28-20 | Benton County Emergency Services #16-33-02 | **800 MHz Simulcast & Trunking Radio Services –** Change Order #5 Increase NTE by $32,601.60 | 5-1-16 | $15,000.00 | $32,601.60 | $104,831.88 | | 4-28-20 |
| 7-30-20 | Daikin Applied #20-35-02 | **Maintenance Agreement for Chiller at Administration Building** | 7-1-20 | $6,000.00 | | $6,000.00 | 1 | |
| | | | | | | | | |

**IS**

| Date Signed | Vendor/ Contract Number | Contract Title/ Action | Original Contract Term Date | Original Contract Value | Current Change Order Amount | Total Contract Value | Reason Commission Approval Not Required * | Commission Approval Date (if applicable) |
|---|---|---|---|---|---|---|---|---|
| 12-10-19 | Message Technologies, Inc. #19-15-01 | **Provide cloud-based telephone answering services –** Change Order #2 Increase the NTE by $54,000.00 and extend the term to August 31, 2021 | 9-1-19 | $35,000.00 | $54,000.00 | $89,2727.50 | 1 | |
| 8-19-20 | U.S. Payments, LLC #18-18-01 | **Provide Payment Kiosks –** Change Order #2 Increase the NTE by $10,000.00 | 3-1-18 | $14,520.00 | $10,000.00 | $58,020.00 | 1 | |
| | | | | | | | | |

## FINANCE

| Date Signed | Vendor/ Contract Number | Contract Title/ Action | Original Contract Term Date | Original Contract Value | Current Change Order Amount | Total Contract Value | Reason Commission Approval Not Required * | Commission Approval Date (if applicable) |
|---|---|---|---|---|---|---|---|---|
| 7-7-20 | Principal Financial Group #20-16-01 | **Safekeeping Agreement** | 4-1-20 | $6,000.00 | | $6,000.00 | 1 | |
| 7-22-20 | Moss Adams, LLP #20-51-01 | **TEA Trading Review** | 7-1-20 | $15,000.00 | | $15,000.00 | 1 | |
| | | | | | | | | |
| | | | | | | | | |
| | | | | | | | | |

## ENGINEERING

| Date Signed | Vendor/ Contract Number | Contract Title/ Action | Original Contract Term Date | Original Contract Value | Current Change Order Amount | Total Contract Value | Reason Commission Approval Not Required * | Commission Approval Date (if applicable) |
|---|---|---|---|---|---|---|---|---|
| 6-23-20 | Palouse Power, LLC #20-21-18 | **Southridge Substation Construction** | 6-23-20 | $687,543.72 | | $687,543.72 | | 6-23-20 |
| 8-11-20 | City of Kennewick #20-21-30 | **Ridgeline / Hwy 395 Project MOU** | 8-11-20 | $345,650.00 | | $345,650.00 | | 8-11-20 |
| 8-25-20 | WESCO #20-21-27 | **#2 – 15kV URD Cable** | 8-25-20 | $171,666.00 | | $171,666.00 | | 8-25-20 |
| 8-25-20 | WESCO #20-21-26 | **15kV Triplex Cable** | 8-25-20 | $555,563.68 | | $555,563.68 | | 8-25-20 |
| 8-25-20 | Electrical Consultants, Inc. (ECI) #20-21-31 | **Provide transmission construction design, transmission analysis and consulting services** | 8-25-20 | $629,957.00 | | $629,957.00 | | 8-25-20 |
| | | | | | | | | |
| | | | | | | | | |

## BROADBAND

| Date Signed | Vendor/ Contract Number | Contract Title/ Action | Original Contract Term Date | Original Contract Value | Current Change Order Amount | Total Contract Value | Reason Commission Approval Not Required * | Commission Approval Date (if applicable) |
|---|---|---|---|---|---|---|---|---|
| 3-26-20 | Franklin PUD #13-46-04 | **Broadband Dark Fiber Service Order Agreement –** Change Order #3 Increase the NTE by $15,480.00 and extend the term to January 22, 2021 | 1-22-13 | $77,400.00 | $15,480.00 | $123,840.00 | 4 | |
| 8-28-20 | City of Richland #20-46-10 | **Lease Agreement for Optic Cable - Bellerive** | 8-29-20 | $9,720.00 | | $9,720.00 | 1 | |
| 8-21-20 | City of Richland #20-46-11 | **Lease Agreement for Optic Cable – AT&T 4 Cell Sites** | 8-29-20 | $38,880.00 | | $38,880.00 | 1 | |
| 8-28-20 | City of Richland #20-46-12 | **Lease Agreement for Optic Cable – AT&T Queensgate** | 8-29-20 | $9,720.00 | | $9,720.00 | 1 | |
| 8-28-20 | City of Richland #20-46-13 | **Lease Agreement for Optic Cable - McCurley** | 8-29-20 | $4,860.00 | | $4,860.00 | 1 | |
| 8-28-20 | City of Richland #20-46-14 | **Lease Agreement for Optic Cable – LW – Hagen St. & Saint** | 8-29-20 | $9,720.00 | | $9,720.00 | 1 | |
| 8-28-20 | City of Richland #20-46-15 | **Lease Agreement for Optic Cable – Mansfield St.** | 8-29-20 | $4,860.00 | | $4,860.00 | 1 | |
| 9-2-20 | Energy Northwest #10-46-07 | **APEL Facility Co-Location Agreement –** Change Order #5 – Extend term to September 1, 2021 and increase the NTE by $4,839.36 | 9-1-10 | $16,700.00 | $4,839.36 | $77,408.32 | 4 | |
| 9-10-20 | City of Richland #15-46-03 | **Broadband Lease Agreement – AT&T Queensgate Jericho Rd. –** ICO#2 Increase the NTE for final invoicing | 6-11-15 | $18,688.91 | $540.00 | $19,228.91 | 4 | |
| | | | | | | | | |
| | | | | | | | | |

| Date Signed | Vendor/ Contract Number | Contract Title/ Action | Original Contract Term Date | Original Contract Value | Current Change Order Amount | Total Contract Value | Reason Commission Approval Not Required * | Commission Approval Date (if applicable) |
|---|---|---|---|---|---|---|---|---|
| | | | | | | | | |
| | | | | | | | | |

## CUSTOMER SERVICES

| Date Signed | Vendor/ Contract Number | Contract Title/ Action | Original Contract Term Date | Original Contract Value | Current Change Order Amount | Total Contract Value | Reason Commission Approval Not Required * | Commission Approval Date (if applicable) |
|---|---|---|---|---|---|---|---|---|
| 6-30-20 | Loomis Armored US, LLC #20-44-47 | **Armored Car Services** | 7-6-20 | $35,000.00 | | $35,000.00 | 1 | |
| 5-1-20 | Linguistica International, Inc. #20-44-46 | **Telephone based translation services** | 5-1-20 | $8,000.00 | | $8,000.00 | 1 | |
| 9-2-20 | FP Mailing Solutions #20-42-01 | **Postage Meter Rental for Prosser** | 10-1-20 | $1,500.00 | | $1,500.00 | 1 | |

All contracts listed are available for public inspection at Benton PUD's Administrative Office located at 2721 W. 10th Ave., Kennewick, WA 99336

* 1. Not-to-exceed amount is under $120,000.00
2. Change Order is for Scope of Work
3. Change Order is an Extension of Time
4. Change Order does not exceed 10% of the Commission approved value, up to $25,000.00 accumulative
5. Receivable Contract
6. See Contract Title/Action
7. Payable Contract

Note: Net Metering Agreement and Pay As You Go Agreements are not noted on report due to Customer Information not being shared.

No Commission approval due to Resolution No. 2511

| | |
|---|---|
| | *Business Agenda* |
| | *Second Reading* |
| X | *Consent Agenda* |
| | *Info Only/Possible Action* |
| | *Info Only* |

**COMMISSION MEETING AGENDA ITEM**

| | | |
|---|---|---|
| Subject: | Quarterly Broadband Service Orders Report to Commission | |
| Agenda Item No: | 8f | |
| Meeting Date: | October 13, 2020 | |
| Presented by: | Michelle Ochweri *Michelle Ochweri* | *Staff Presenting Item* |
| Approved by (dept): | Jon Meyer | *Director/Manager* |
| Approved for Commission review: | Rick Dunn | *General Manager/Asst GM* |

**Motion for Commission Consideration**

REPORT – All Broadband service orders per Resolution No. 2128.

# *Contracts & Purchasing Memo*

To: Rick Dunn

From: Michelle N. Ochweri

Date: October 5, 2020

Re: **Quarterly Broadband Service Orders Report – October 13, 2020**

---

| Date Signed | Vendor/ Contract Number | Contract Title/ Action | Original Contract Award Date | Original Contract Value | Current Change Order Amount | Total Contract Value | Reason Commission Approval Not Required * | Commission Approval Date (if applicable) |
|---|---|---|---|---|---|---|---|---|
| 5/22/09 | Noel Franklin POP #10-46-13 | **Broadband Service Order - Receivable** Signed prior to Resolution 2128 dated June 28, 2011 | 5/22/09 | $328,500.00 | | $328,500.00 | 6 | |
| 10/1/09 | KSD # N/A | **Broadband Service Order - Receivable** Signed prior to Resolution 2128 dated June 28, 2011 | 10/1/09 | $79,200.00 | | $79,200.00 | 6 | |
| 3/19/10 | PNNL # N/A | **Broadband Service Order - Receivable** Signed prior to Resolution 2128 dated June 28, 2011 | 3/19/10 | $103,200.00 | | $103,200.00 | 6 | |
| 12/31/10 | NoaNet Hut/CenturyLink # N/A | **Broadband Service Order - Receivable** Signed prior to Resolution 2128 dated June 28, 2011 | 12/31/10 | $324,000.00 | | $324,000.00 | 6 | |
| 1/21/11 | NoaNet Hut/CenturyLink # N/A | **Broadband Service Order - Receivable** Signed prior to Resolution 2128 dated June 28, 2011 | 1/21/11 | $240,000.00 | | $240,000.00 | 6 | |
| 4/1/11 | LMIT # N/A | **Broadband Service Order - Receivable** Signed prior to Resolution 2128 dated June 28, 2011 | 4/1/11 | $79,200.00 | | $79,200.00 | 6 | |

| Date Signed | Vendor/ Contract Number | Contract Title/ Action | Original Contract Award Date | Original Contract Value | Current Change Order Amount | Total Contract Value | Reason Commission Approval Not Required * | Commission Approval Date (if applicable) |
|---|---|---|---|---|---|---|---|---|
| 4/11/11 | Noel Kennewick POP # N/A | **Broadband Service Order - Receivable** Signed prior to Resolution 2128 dated June 28, 2011 | 4/11/11 | $111,600.00 | | $111,600.00 | 6 | |
| 5/12/11 | PNNL (Sequim) #11-46-05 | **Broadband Service Order - Receivable** Signed prior to Resolution 2128 dated June 28, 2011 | 5/12/11 | $141,408.00 | | $141,408.00 | 6 | |
| 8/15/12 | NoaNet (Zayo) #12-46-03 | **Broadband Service Order – Receivable –** Change Order #1 Replace new SO dated August 17, 2012 with SO dated June 11, 2012 | 5/22/12 | $2,062,000.00 | | $2,062,000.00 | 6 | |
| 1/22/13 | NoaNet (T-Mobile) #13-46-05 | **Broadband Service Order - Receivable** | 1/22/13 | $51,637.50 | | $51,637.50 | | 1-22-13 |
| 2/12/13 | Franklin PUD #13-46-04 | **Broadband Dark Fiber Service Order Agreement** | 1/22/13 | $77,400.00 | | $77,400.00 | | 1-22-13 |
| 10/8/13 | NoaNet (Sprint Cell Tower) #13-46-11 | **Broadband Service Order - Receivable** | 10/8/13 | $300,906.14 | | $300,906.14 | | 10-8-13 |
| 11/20/13 | NoaNet (Westin Endpoint to APEL) #10-46-10 | **Broadband Service Order – Receivable –** Change Order #1 – Broke out from Master Contract #10-46-04 | 03/10/10 | $59,520.00 | | $59,520.00 | 6 | |
| 11/20/13 | NoaNet (APEL – Sequim) #10-46-11 | **Broadband Service Order – Receivable –** Change Order #1 – Broke out from Master Contract #10-46-04 | 05/12/11 | $142,208.00 | | $142,208.00 | 6 | |

| Date Signed | Vendor/ Contract Number | Contract Title/ Action | Original Contract Award Date | Original Contract Value | Current Change Order Amount | Total Contract Value | Reason Commission Approval Not Required * | Commission Approval Date (if applicable) |
|---|---|---|---|---|---|---|---|---|
| 11/20/13 | NoaNet (Colocation Space and DC Power – Access to Verizon CO – Kennewick, Highlands) #10-46-12 | **Broadband Service Order – Receivable –** Change Order #1 – Broke out from Master Contract #10-46-04 | 07/15/10 | $48,980.00 | | $48,980.00 | 6 | |
| 11/20/13 | NoaNet (NCS Internet via Franklin POP) #10-46-13 | **Broadband Service Order – Receivable –** Change Order #1 – Broke out from Master Contract #10-46-04 | 12/27/10 | $316,800.00 | | $318,800.00 | 6 | |
| 2/25/14 | NoaNet #10-46-09 | **Network Coordinated Services – Purchased –** Change Order #5 Expanded Scope; extended term to December 31, 2014 | 1/1/11 | $1,026,000.00 | | $1,879,797.22 | | 2-25-14 |
| 3/25/14 | NoaNet #12-46-06 | **BTOP Management Agreement –** Change Order #1 Increase the NTE by $104,717.72 | 6/12/12 | $562,049.00 | $104,717.72 | $623,692.72 | | 3-25-14 |
| 3/31/14 | NoaNet (AT&T SO) #12-46-13 | **Broadband Service Order – Receivable** - Change Order #1 – Replace with new Service Order | 11/30/12 | | | | 5 | |
| 4/1/14 | NoaNet (CALEA Hosted Services SO) #14-46-02 | **Broadband Service Order - Purchased** | 4/1/17 | $12,600.00 | | $12,600.00 | 1 | |
| 7/18/14 | NoaNet (T-Mobile SO) #14-46-05 | **Broadband Service Order - Receivable** | 7/18/14 | | | | 1 | |

| Date Signed | Vendor/ Contract Number | Contract Title/ Action | Original Contract Award Date | Original Contract Value | Current Change Order Amount | Total Contract Value | Reason Commission Approval Not Required * | Commission Approval Date (if applicable) |
|---|---|---|---|---|---|---|---|---|
| 3/16/15 | NoaNet #10-46-10 | **Westin Endpoint to Apel –** Change Order #3 Increase NTE by $14,580.00 and change term to month to month. | 3/10/10 | $59,520.00 | $14,580.00 | $98,400.00 | 3, 4 | |
| 5/26/15 | City of Richland #15-46-04 | **Broadband Lease Agreement (Sabey for Kadlec)** | 5/26/15 | $11,317.30 | | $11,317.30 | 1 | |
| 6/11/15 | City of Richland #15-46-03 | **Broadband Lease Agreement (AT&T Queensgate Jericho Rd.)** | 6/11/15 | $18,688.91 | | $18,688.91 | 1 | |
| 8/5/15 | City of Richland #15-46-07 | **Lease Agreement for Preferred Freezer Storage** | 8/12/15 | $4,600.00 | | $4,600.00 | 1 | |
| 10/20/15 | City of Richland #15-46-09 | **Lease Agreement to provide transport connectivity to Columbia Valley Medical Building** | 11/3/15 | $6,715.77 | | $6,715.77 | 1 | |
| 12/11/15 | NoaNet #10-46-13 | **Internet via Franklin POP –** Change Order #4 extend term to December 31, 2016 and increase NTE by $3,000.00 | 12/27/10 | $338,400.00 | $3,000.00 | $394,200.00 | 4 | |
| 1/12/16 | NoaNet #10-46-12 | **Colocation Space & DC Power – Access to Verizon CO – Kennewick, Highlands –** Change Order #3 Increase NTE and extend term | 7/15/10 | $57,740.00 | $17,520.00 | $112,280.00 | | 1-12-16 |
| 2/9/17 | NoaNet #12-46-13 | **AT&T Service Order –** Change Order #2 Extend term 5 additional years and increase up to 1 Gig Ethernet connection | 11/30/12 | | | | 5 | |
| 3/28/17 | NoaNet #10-46-12 | **Colocation Space & DC Power – Access to Verizon CO – Kennewick, Highlands –** Change Order #4 Increase NTE and extend term | 7/15/10 | $57,740.00 | $17,520.00 | $129,800.00 | | 3-28-17 |

| Date Signed | Vendor/ Contract Number | Contract Title/ Action | Original Contract Award Date | Original Contract Value | Current Change Order Amount | Total Contract Value | Reason Commission Approval Not Required * | Commission Approval Date (if applicable) |
|---|---|---|---|---|---|---|---|---|
| 3/30/17 | NoaNet #10-46-13 | **Internet via Franklin POP –** Change Order #5 Extend term to December 31, 2017 | 12/27/10 | $338,400.00 | | $394,200.00 | 3 | |
| 3/30/17 | NoaNet #14-46-02 | **CALEA Hosted Services Service Order –** Change Order #1 Extend term to April 1, 2020 and increase the NTE by $12,600.00 | 4/1/14 | $12,600.00 | $12,600.00 | $25,200.00 | 1 | |
| 4/11/17 | NoaNet #10-46-11 | **APEL – Sequim Service Order –** Change Order #2 Extend the term to May 11, 2018 and increase the NTE by $47,136.00 | 5/12/11 | $142,208.00 | $47,136.00 | $333,344.00 | | 4-11-17 |
| 9/12/17 | City of Richland #17-46-04 | **Lease Agreement for Fiber Optic Cable to HAPO on Williams Blvd., Richland, WA** | 9/12/17 | $10,720.00 | | $10,720.00 | 1 | |
| 1/3/18 | NoaNet #13-46-05 | **T-Mobile Service Order –** Change Order #1 Upgrade all 3 sites from 50Mbps to 100Mbps, with a new monthly receivable of $450 per site. | 1/22/13 | $51,637.50 | | $51,637.50 | 5 | |
| 1/3/18 | NoaNet #13-46-05 | **T-Mobile Service Order –** Change Order #2 Upgrade 1 site from 100Mbps to 200Mbps, with a new monthly receivable of $775 per site. | 1/22/13 | $51,637.50 | | $51,637.00 | 5 | |
| 1/3/18 | NoaNet #13-46-05 | **T-Mobile Service Order –** Change Order #3 Upgrade 1 site from 100Mbps to 200Mbps, with a new monthly receivable of $625 per site. | 1/22/13 | $51,637.50 | | $51,637.00 | 5 | |
| 1/4/18 | City of Richland #18-46-01 | **Lease Agreement for Fiber Optic Cable with Integra/McCurley Dealership** | 10/1/17 | $1,620.00 | | $1,620.00 | 1 | |

| Date Signed | Vendor/ Contract Number | Contract Title/ Action | Original Contract Award Date | Original Contract Value | Current Change Order Amount | Total Contract Value | Reason Commission Approval Not Required * | Commission Approval Date (if applicable) |
|---|---|---|---|---|---|---|---|---|
| 2/6/18 | NoaNet #13-46-05 | **T-Mobile Service Order –** Change Order #4 Upgrade site SP09066A | 1/17/13 | $563.00 | | $51,637.50 | 1 | |
| 2/6/18 | NoaNet #13-46-05 | **T-Mobile Service Order –** Change Order #5 Term renewal for 200Mbps circuit to T-Mobile site | 1/17/13 | $775.00 | | $51,637.50 | 1 | |
| 5/8/18 | NoaNet #13-46-05 | **T-Mobile Service Order –** Change Order #6 Upgrade Salk Ave. Site from 150 to 200 and MRC From $563. To $625 | 1/17/13 | $7775.00 | | $51,637.50 | 1 | |
| 8/21/18 | City of Richland #18-46-06 | **Lease Agreement for Fiber Optic with SECOMM PSAP** | 9/1/18 | $5,860.00 | | $5,860.00 | 1 | |
| 9/14/18 | City of Richland #15-46-08 | **Lease Agreement – 700 Country Club Rd. –** CO#2 Increase the NTE by $21,141.01 | 9/28/15 | $17,766.01 | $21,141.01 | $38,907.02 | 1 | |
| 11/29/18 | NoaNet #13-46-11 | **Sprint Cell Tower Service Order –** Remove Horne Dr. and move Lincoln Rd and N. District Line Rd. to a month to month term | 10/8/13 | | | | 5 | |
| 4/2/19 | City of Richland #19-46-03 | **Lease Agreement for Fiber Optic Cable – Richland School District at Snow Ave. to Franklin Hut** | 3/26/19 | $8,100.00 | | $8,100.00 | 1 | |
| 5/6/19 | City of Richland #19-46-05 | **Lease Agreement for Fiber Optic Cable – N. Steptoe to Duportail St.** | 5/13/19 | $5,860.00 | | $5,860.00 | 1 | |
| 5/13/19 | City of Richland #19-46-06 | **Lease Agreement for Fiber Optic Cable – City Hall to Various Places (BIPIN)** | 5/1/19 | $11,720.00 | | $11,720.00 | 1 | |

| Date Signed | Vendor/ Contract Number | Contract Title/ Action | Original Contract Award Date | Original Contract Value | Current Change Order Amount | Total Contract Value | Reason Commission Approval Not Required * | Commission Approval Date (if applicable) |
|---|---|---|---|---|---|---|---|---|
| 11/25/19 | City of Richland #14-46-06 | **Lease Agreement for Fiber Optic Cable –** Change Order #3 Increase the NTE by $800.00 and extend the term to August 28, 2020 | 9/23/14 | $97,660.00 | $800.00 | $114,146.89 | 4 | |
| 11/26/19 | City of Richland #13-46-02 | **Lease Agreement for Fiber Optic Cable –** Change Order #4 Increase the NTE by $8,640.00 and extend the term to August 28, 2020 | 1/22/13 | $93,443.00 | $8,640.00 | $199,607.00 | 4 | |
| 12/19/19 | City of Richland #19-46-04 | **Lease Agreement for Fiber Optic Cable – MSA to City of Richland's Knight St. Vault –** Change Order #1 Extend term to May 25, 2020 and increase the NTE by $15,987.30 | 03/26/19 | $1,810.00 | $15,987.30 | $17,797.30 | 1 | |
| 12/31/19 | City of Richland #19-46-10 | **Lease Agreement for Fiber Optic Cable – MSA –** Change Order #1 Extend term to November 30, 2020 and increase the NTE by $1,620.00 | 09/26/19 | $1,270.00 | $1,620.00 | $2,890.00 | 1 | |
| 01/16/2020 | NoaNet #18-46-02 CO#9 | **Network Coordinated Services (NCS)** – change order #9 – increase in funding | 01/01/18 | $857,998.00 | $32,370.00 | $2,950,706.00 | | 01/14/2020 |
| 01/28/2020 | NoaNet #18-46-02 CO#10 | **Network Coordinated Services (NCS)** – change order #10 – increase in funding for 2020 Hardware and Software Maintenance | 01/01/18 | $857,998.00 | $24,000.00 | $2,974,706.00 | 3 | |
| 01/29/2020 | NoaNet #18-46-02 CO#11 | **Network Coordinated Services (NCS)** – change order #11 – increase in funding for repair and restoration | 01/01/18 | $857,998.00 | $6000.00 | $2,980,706.00 | | 01/28/2020 |
| 02/12/2020 | NoaNet #18-46-02 CO#12 | **Network Coordinated Services (NCS)** – change order #12 – increase in funding | 01/01/18 | $857,998.00 | $52,625.00 | $3,033,331.00 | | 02/11/2020 |
| 11/26/19 | City of Richland #19-46-11 | **Lease Agreement – Fiber Optic Cable – Umpqua Bank** | 10/17/19 | $12,973.15 | | | 1 | |

| Date Signed | Vendor/ Contract Number | Contract Title/ Action | Original Contract Award Date | Original Contract Value | Current Change Order Amount | Total Contract Value | Reason Commission Approval Not Required * | Commission Approval Date (if applicable) |
|---|---|---|---|---|---|---|---|---|
| 02/21/2020 | City of Richland #20-46-02 | **Lease Agreement – Fiber Optic Cable – Truman Ave. Richland (Tmobile)** | 04/01/2020 | $9,100.00 | | | 1 | |
| 03/04/2020 | City of Richland #20-46-03 | **Lease Agreement – Fiber Optic Cable – 759 George Washington Way, Richland** | 04/01/2020 | $25,189.99 | | | 1 | |

All contracts listed are available for public inspection at Benton PUD's Administrative Office located at 2721 W. 10th Ave., Kennewick, WA 99336

* 1. Not-to-exceed amount is under $60,000.00
2. Change Order is for Scope of Work
3. Change Order is an Extension of Time
4. Change Order does not exceed 10% of the Commission approved value, up to $25,000.00 accumulative
5. Receivable Contract
6. See Contract Title/Action

| | |
|---|---|
| ✓ | *Business Agenda* |
| | *Second Reading* |
| | *Consent Agenda* |
| | *Info Only/Possible Action* |
| | *Info Only* |

**COMMISSION MEETING AGENDA ITEM**

| | | |
|---|---|---|
| Subject: | Resolution No. 2555 Amending the language in the Street Lighting and Security Lighting Retail Electric Rate Schedule | |
| Agenda Item No: | 10a | |
| Meeting Date: | October 13, 2020 | |
| Presented by: | Keith Mercer | *Staff Presenting Item* |
| Approved by (dept): | Jon Meyer | *Director/Manager* |
| Approved for Commission review: | Rick Dunn | *General Manager/Asst GM* |

**Motion for Commission Consideration**

Motion to adopt Resolution No. 2555 Amending the language in the Street Lighting and Security Lighting Retail Electric Rate Schedule effective October 13, 2020.

**Background**

The Street Lighting and Security Lighting Retail Electric Rate Schedules have various lights ranging from light-emitting diode (LED) to high pressure sodium (HPS) that range in lamp size or wattage. As light technology advances, lights become discontinued or unavailable for the District to purchase, thus requiring the District to purchase different wattage lights that may not be on the rate schedule. In the past, lights not on the rate schedule that are installed in the field are assigned the monthly rate associated with the lamp type and size to the nearest lessor wattage rate of a similar type. When a lessor wattage rate is not available, it will be assigned to the nearest rate of a similar type. However, this language is not included in the rate schedules. Staff is recommending memorializing this practice by amending the Street Lighting and Security Lighting rate schedules and adding the following language:

- Lights installed that are not listed in the above rate chart will be billed at the monthly rate associated with the lamp type and size to the nearest lessor wattage rate of a similar type. When a lessor wattage rate is not available, it will be assigned to the nearest rate of a similar type.

The Security Lighting Rate Schedule includes language about the District installing and maintaining poles for security lights if certain conditions are met. However, the District has established a practice of no longer installing poles for the sole purpose of security lighting and the District has not done so in over 10 years. Operations and Engineering recommend removing language that requires the District to install and maintain a pole for security lights in order to match the District's current practice.

There is no change to the monthly rate amounts.

**Summary**

Request a motion to adopt Resolution No. 2555 to amend language in the Street Lighting and Security Lighting Retail Electric Rate Schedule effective October 13, 2020.

**Fiscal Impact**

None

**RESOLUTION NO. 2555**

October 13, 2020

**A RESOLUTION OF THE COMMISSION OF
PUBLIC UTILITY DISTRICT NO. 1 OF BENTON COUNTY
AMENDING LANGUAGE IN THE STREET LIGHTING AND SECURITY LIGHTING RETAIL ELECTRIC RATE SCHEDULES**

WHEREAS, the Street Lighting and Security Lighting Retail Electric Rate Schedules have various lights ranging from light-emitting diode (LED) to high pressure sodium (HPS) that range in lamp size; AND

WHEREAS, as light technology advances, lights become discontinued or unavailable for the District to purchase, thus requiring the District to purchase different wattage lights that may not be on the rate schedule; AND

WHEREAS, in the past, lights not on the rate schedule that are installed in the field are assigned the monthly rate associated with the lamp type and size to the nearest lessor wattage rate of a similar type. When a lessor wattage rate is not available, it will be assigned to the nearest rate of a similar type; AND

WHEREAS, the District would like to memorialize this process by adding language to the Street Lighting and Security Lighting Retail Electric Rate Schedules; AND

WHEREAS, the Security Lighting Retail Electric Rate Schedule includes language about the District installing and maintaining poles for security lights if certain conditions are met; AND

WHEREAS, the District has established a practice of no longer installing poles for the sole purpose of security lighting and has not done so in over 10 years; AND

WHEREAS, Operations and Engineering recommend removing language that requires the District to install and maintain a pole for security lights in order to match the District's current practice; AND

WHEREAS, there is no change to the monthly rate amounts; AND

NOW, THEREFORE, BE IT RESOLVED by the Commission of Public Utility District No. 1 of Benton County that the attached amended Street Lighting and Security Lighting Retail Electric Rate Schedules be approved effective October 13, 2020.

FURTHER BE IT RESOLVED that this Resolution supersedes Resolution No. 2514 effective October 1, 2019 pertaining to the same rate schedules and replaces all other Resolutions pertaining to the same rate schedules herein.

APPROVED AND ADOPTED by the Commission of Public Utility District No. 1 of Benton County at an open meeting, with notice of such meeting being given as required by law, this 13th day of October, 2020.

_____
Jeffrey D. Hall, President

ATTEST:

_____
Barry A. Bush, Secretary

SCHEDULE 51
STREET LIGHTING

AVAILABLE: In all territory served by the District.

APPLICABLE: To governmental agencies and municipal corporations upon receipt of an authorized application for the supply of lighting facilities or energy and maintenance of lighting systems for public streets, alleys, thoroughfares, grounds and parks.

TYPES OF LIGHTING: Lighting systems installed and owned by the District shall consist of mast arms and luminaries mounted on poles. Customer-owned systems will be supplied at voltages specified by the District.

MONTHLY RATES:

| | District-Owned Facilities | | Customer-Owned Facilities | |
|---|---|---|---|---|
| Type and Size of Lamp | Metered | Unmetered | Metered (See Small General Service Rates) | Unmetered |
| 50w. Ind. / LED | | | | $2.07 |
| 135w. Ind. / LED | | | | $3.46 |
| 200w. Ind. / LED | | | | $4.58 |
| 42w. LED | $2.20 | $4.10 | | $1.91 |
| 53w. LED | $2.20 | $4.60 | | $2.40 |
| 54w. LED | | | | $2.44 |
| 101w. LED | $2.20 | $5.65 | | $3.45 |
| 110w. LED | | | | $3.48 |
| 139w. LED | $2.20 | $5.73 | | $3.52 |
| 180w. LED | | | | $4.55 |
| 220w. LED | | | | $5.22 |
| 260w. LED | | | | $5.88 |
| 100w.H.P.S. | $6.09 | $7.72 | | $4.32 |
| 150w.H.P.S. | | $8.59 | | $5.15 |
| 200w.H.P.S. | $6.11 | $9.67 | | $6.24 |
| 250w.H.P.S. | $6.13 | $10.63 | | $7.22 |
| 400w.H.P.S. | $6.14 | $12.98 | | $9.56 |
| *175w.Mer.Vap. | $5.78 | $8.73 | | $5.33 |
| *250w.Mer.Vap. | $5.99 | $10.51 | | $7.11 |

* *No longer available after March 1, 1982.*

Lights installed that are not listed in the above rate chart will be billed at the monthly rate associated with the lamp type and size to the nearest lessor wattage rate of a similar type. When a lessor wattage rate is not available, it will be assigned to the nearest rate of a similar type.

The rate for District-owned systems includes routine maintenance and replacement of light emitting diode (LED), high pressure sodium (HPS), and Mercury Vapor lamps, photocells and luminaries. The monthly rate for Induction (IND) type lighting does not include routine maintenance and replacement. Routine maintenance and replacement of Induction lighting is the customers' responsibility. The rate does not cover unusual damage or failure of the system requiring major component replacements. Maintenance of the system will be performed during normal District working hours. It is the customer's responsibility to provide ingress/egress easements for the District to perform any necessary repairs. Customer will provide trench and backfill for installation or replacement of underground conditions. The cost of additional

District-owned poles (wood or metal) including installation is to be collected by the District at the time of construction.

GENERAL TERMS AND CONDITIONS: Service under this classification is subject to the Customer Service Policies of the District.

SCHEDULE 61
SECURITY LIGHTING

AVAILABLE: In all territory served by the District.

APPLICABLE: To any electric customer where the District has existing facilities or public accessible locations.

TYPE OF LIGHTING: The District will furnish and install lighting fixtures, overhead, electrical equipment, lamps and electric energy, and will maintain and relamp the units.

MONTHLY RATES: Where a suitable pole for mounting the luminaries exists, the District will furnish and maintain the above described service at the following monthly rate:

| | Customer-Owned Facilities | | | District-Owned Facilities | |
|---|---|---|---|---|---|
| Type & Size of lamp | Metered | Unmetered | Energy Only | Metered | Unmetered |
| 46w. LED | | $4.09 | $1.10 | | $7.34 |
| 58w. LED | | $4.18 | $1.38 | | $7.52 |
| *100w.H.P.S. | | $6.13 | $2.38 | $8.62 | $11.01 |
| *150w.H.P.S. | | $7.66 | $3.69 | $9.05 | $12.15 |
| *175w.Mer.Vap. | | $7.94 | $4.40 | $8.65 | $12.38 |
| *250w.Mer.Vap. | | $10.57 | $6.71 | $8.94 | $14.77 |
| *400w.Mer.Vap. | | $14.14 | $10.19 | $9.01 | $18.31 |
| *1000w.Mer.Vap. | | $28.85 | $24.28 | $8.97 | $33.23 |

Lights installed that are not listed in the above rate chart will be billed at the monthly rate associated with the lamp type and size to the nearest lessor wattage rate of a similar type. When a lessor wattage rate is not available, it will be assigned to the nearest rate of a similar type.

The District no longer installs poles for the sole purpose of security light installation. For customers with preexisting installations, the District will continue to maintain poles at the monthly rates listed below added to the rate for the luminaire.

Standard Wood Pole, 30-35 feet ..... $3.28
Standard Wood Pole with an
Underground Feed, 30-35 feet ..... $4.99
**Direct Burial Steel with an
Underground Feed, 30 feet..... $5.87

The above charge will be applicable where the installation is made on a non-District joint use pole.

* No longer available for future installation.
** Not available as a standard installation after April 1, 1975.

SPECIAL CONDITIONS: The property owner shall agree to accept and pay for the service set forth in this rate schedule for a minimum period of three years.

GENERAL TERMS AND CONDITIONS: Service under this classification is subject to the Customer

Service Policies of the District. If a customer would like to request a change to their light type, please contact Benton PUD at 509-582-2175 for a cost estimate.

# SCHEDULE 51
# STREET LIGHTING

AVAILABLE: In all territory served by the District.

APPLICABLE: To governmental agencies and municipal corporations upon receipt of an authorized application for the supply of lighting facilities or energy and maintenance of lighting systems for public streets, alleys, thoroughfares, grounds and parks.

TYPES OF LIGHTING: Lighting systems installed and owned by the District shall consist of mast arms and luminaries mounted on poles. Customer-owned systems will be supplied at voltages specified by the District.

MONTHLY RATES:

| | District-Owned Facilities | | Customer-Owned Facilities | |
|---|---|---|---|---|
| Type and Size of Lamp | Metered | Unmetered | Metered (See Small General Service Rates) | Unmetered |
| 50w. Ind. / LED | | | | $2.07 |
| 135w. Ind. / LED | | | | $3.46 |
| 200w. Ind. / LED | | | | $4.58 |
| 42w. LED | $2.20 | $4.10 | | $1.91 |
| 53w. LED | $2.20 | $4.60 | | $2.40 |
| 54w. LED | | | | $2.44 |
| 101w. LED | $2.20 | $5.65 | | $3.45 |
| 110w. LED | | | | $3.48 |
| 139w. LED | $2.20 | $5.73 | | $3.52 |
| 180w. LED | | | | $4.55 |
| 220w. LED | | | | $5.22 |
| 260w. LED | | | | $5.88 |
| 100w.H.P.S. | $6.09 | $7.72 | | $4.32 |
| 150w.H.P.S. | | $8.59 | | $5.15 |
| 200w.H.P.S. | $6.11 | $9.67 | | $6.24 |
| 250w.H.P.S. | $6.13 | $10.63 | | $7.22 |
| 400w.H.P.S. | $6.14 | $12.98 | | $9.56 |
| *175w.Mer.Vap. | $5.78 | $8.73 | | $5.33 |
| *250w.Mer.Vap. | $5.99 | $10.51 | | $7.11 |

* *No longer available after March 1, 1982.*

Lights installed that are not listed in the above rate chart will be billed at the monthly rate associated with the lamp type and size to the nearest lessor wattage rate of a similar type. When a lessor wattage rate is not available, it will be assigned to the nearest rate of a similar type.

The rate for District-owned systems includes routine maintenance and replacement of light emitting diode (LED), high pressure sodium (HPS), and Mercury Vapor lamps, photocells and luminaries. The monthly rate for Induction (IND) type lighting does not include routine maintenance and replacement. Routine maintenance and replacement of Induction lighting is the customers' responsibility. The rate does not cover unusual damage or failure of the system requiring major component replacements. Maintenance of the system will be performed during normal District working hours. It is the customer's responsibility to provide ingress/egress easements for the District to perform any necessary repairs. Customer will provide

trench and backfill for installation or replacement of underground conditions. The cost of additional District-owned poles (wood or metal) including installation is to be collected by the District at the time of construction.

GENERAL TERMS AND CONDITIONS: Service under this classification is subject to the Customer Service Policies of the District.

SCHEDULE 61
SECURITY LIGHTING

AVAILABLE: In all territory served by the District.

APPLICABLE: To any electric customer where the District has existing facilities or public accessible locations.

TYPE OF LIGHTING: The District will furnish and install lighting fixtures, overhead, electrical equipment, lamps and electric energy, and will maintain and relamp the units.

MONTHLY RATES: Where a suitable pole for mounting the luminaries exists, the District will furnish and maintain the above described service at the following monthly rate:

| | Customer-Owned Facilities | | | District-Owned Facilities | |
|---|---|---|---|---|---|
| Type & Size of lamp | Metered | Unmetered | Energy Only | Metered | Unmetered |
| 46w. LED | | $4.09 | $1.10 | | $7.34 |
| 58w. LED | | $4.18 | $1.38 | | $7.52 |
| *100w.H.P.S. | | $6.13 | $2.38 | $8.62 | $11.01 |
| *150w.H.P.S. | | $7.66 | $3.69 | $9.05 | $12.15 |
| *175w.Mer.Vap. | | $7.94 | $4.40 | $8.65 | $12.38 |
| *250w.Mer.Vap. | | $10.57 | $6.71 | $8.94 | $14.77 |
| *400w.Mer.Vap. | | $14.14 | $10.19 | $9.01 | $18.31 |
| *1000w.Mer.Vap. | | $28.85 | $24.28 | $8.97 | $33.23 |

Lights installed that are not listed in the above rate chart will be billed at the monthly rate associated with the lamp type and size to the nearest lessor wattage rate of a similar type. When a lessor wattage rate is not available, it will be assigned to the nearest rate of a similar type.

The District no longer installs poles for the sole purpose of security light installation. For customers with preexisting installations, the District will continue to maintain poles at the monthly rates listed below added to the rate for the luminaire.

~~If the luminare location is such that a pole is required and is in public accessible areas, the District will install and maintain a pole at the monthly rates listed below added to the rate for the luminare:~~

Standard Wood Pole, 30-35 feet ..... $3.28
Standard Wood Pole with an
Underground Feed, 30-35 feet ..... $4.99
**Direct Burial Steel with an
Underground Feed, 30 feet..... $5.87

The above charge will be applicable where the installation is made on a non-District joint use pole. ~~The customer shall provide trench and backfill work on all underground installations.~~

* No longer available for future installation.
** Not available as a standard installation after April 1, 1975.

SPECIAL CONDITIONS: The property owner shall agree to accept and pay for the service set forth in this rate schedule for a minimum period of three years.

GENERAL TERMS AND CONDITIONS: Service under this classification is subject to the Customer Service Policies of the District. If a customer would like to request a change to their light type, please contact Benton PUD at 509-582-2175 for a cost estimate.

| | |
|---|---|
| X | *Business Agenda* |
| | *Second Reading* |
| | *Consent Agenda* |
| | *Info Only/Possible Action* |
| | *Info Only* |

**COMMISSION MEETING AGENDA ITEM**

| | | |
|---|---|---|
| Subject: | Motion Extending Temporary Changes to the District's Customer Service Rates and Policies | |
| Agenda Item No: | 10b | |
| Meeting Date: | October 13, 2020 | |
| Presented by: | Jon Meyer | Staff Presenting Item |
| Approved by (dept): | Jon Meyer | *Director/Manager* |
| Approved for Commission review: | Rick Dunn | *General Manager/Asst GM* |

**Motion for Commission Consideration:**

Motion extending the following temporary changes that became effective March 16, 2020, to the District's Customer Service Rates and Policies, Resolution No. 2516:

1) Discontinuance of the assessment of the 1% late fee on past due balances.
2) Suspension of the mailing of Urgent Notices to customers with delinquent account balances.
3) Suspension of disconnects for non-pay.

These temporary changes do not pertain to the following:

1) Schedule 34 Large Industrial
2) Schedule 51 Street Lighting
3) Schedules 72 through 76, Large Irrigation
4) Schedule 85 Flats – Unmetered Electric Service
5) Customers that meet the definition of an Electricity Intensive Load (EIL)

And authorizing the temporary changes to continue in place until normal credit processes begin. Normal credit processes will begin starting with bill cycles occurring after November 24, 2020. The first bill cycle after November 24, 2020 would have the first late fee to be charged on about December 21, 2020 and the first disconnect for non-payment to occur on about January 11, 2021 for customers that do not enter into a Long-Term Payment Arrangement (LTPA). Bill cycles throughout November and December would follow a similar timeline with the last bill cycle to run under normal credit processes for the first time on December 23, 2020 being subject to late fees on about January 18, 2021 and disconnect for non-payment on February 1, 2021.

**Recommendation/Background**

**Current Recommendation:**
Staff is recommending a change in starting credit processes after the Governor's Proclamation that prohibits disconnect for non-payment and late fees for residential customers expires on October 15, 2020. This assumes the Governor does not extend the Proclamation. If it is extended, staff will review and have future discussion with the Commission.

Staff is recommending this change for the following reasons:

- Allows for more time for customers to reach out to CAC for LIHEAP funding. CAC just re-opened their program October 1 in alignment with the Federal fiscal year and it will take time for customers to receive help from CAC.
- As long as a customer enters into a LTPA, no disconnects will occur until early January 2021, past the holiday season.
- There is uncertainty if or when the Governor may extend the Proclamation. If the District starts the process right away and a subsequent extension of the Proclamation happens after, this has the potential to create problems for customers and staff.

The following is a redline version of the previous motion so changes can be clearly seen:

And authorizing the temporary changes to continue in place until normal credit processes begin. ~~through the end of the day on October 15, 2020~~. Normal credit processes will begin starting with bill cycles occurring after ~~October 15~~November 24, 2020. The first bill cycle after ~~October 15~~November 24, 2020 would have the first late fee to be charged ~~toward the middle of November~~ on about December 21, 2020 and the first disconnect for non-payment to occur ~~in early December~~on about January 11, 2021 for customers that do not enter into a Long-Term Payment Arrangement (LTPA). Bill cycles throughout ~~October~~ November and ~~November~~December would follow a similar timeline with the last bill cycle to run under normal credit processes for the first time on ~~mid-November~~ December 23, 2020 being subject to late fees ~~toward the middle of December~~on about January 18, 2021 and disconnect for non-payment ~~toward the end of December~~ on February 1, 2021.

**Additional Background**
On March 24, 2020, the Commission ratified changes to the Customer Service Rates and Policies that were made in response to efforts established by the State of Washington to prevent the spread of COVID 19. The Commission recognized these efforts had caused significant disruption to the local economy and created financial hardships for customers who had already lost their jobs or had their work hours reduced. The changes to the Customer Service Rates and Policies were intended to give customers some certainty and relief and included discontinuance of the assessment of late fees, suspending disconnects for non-pay, and suspending Urgent Notices. The initial Commission action on March 24, 2020, was to allow the temporary changes to continue until the close of business April 30, 2020. At the same time the Commission was taking action, the Governor was issuing proclamations that ultimately required suspension of disconnects for non-payment and late fees specifically for residential customers. The Commission took additional action over the next several Commission meetings to extend these changes for all rate classes.

The latest extension occurred at the August 11, 2020, Commission meeting which suspended disconnects for non-pay, late fees, and urgent notices through October 15, 2020, for residential

and general service customers. It continued the July 14, 2020 motion to exclude customer classes that were more industry specific and where such industries had not been required to close or reduce business as a result of the Governor's Stay Home Stay Healthy orders.

This motion extends the suspension of disconnects for non-pay, late fees, and urgent notices align with the Governor's most recent proclamation issued on July 31, 2020 extending the suspension of disconnects for non-pay and late fees to October 15, 2020. It also clarifies that normal credit processes starting with bill cycles occurring after November 24, 2020. The first bill cycle after November 24, 2020 would have the first late fee to be charged on about December 21, 2020 and the first disconnect for non-payment to occur on about January 11, 2021 for customers that do not enter into a Long-Term Payment Arrangement (LTPA). Bill cycles throughout November and December would follow a similar timeline with the last bill cycle to run under normal credit processes for the first time on December 23, 2020 being subject to late fees on about January 18, 2021 and disconnect for non-payment on February 1, 2021.

Staff will continue to monitor any future proclamations made by the Governor and discuss such items with the Commission at future Commission meetings.

Proclamation 20-23.6 and the most recently issued Proclamation 20-23.7 also requires utilities to have a COVID-19 Customer Support Program consistent with the Guidance document to have been reviewed and prominently included on the utility's website. The District has already taken action on establishing a long-term payment arrangement plan at the June 23, 2020, Commission meeting creating a 12-month long-term payment arrangement program and changes to Pay as You Go, once the suspension of disconnects expires. Staff believes current established District actions and processes meet many of the suggested items in the document. Staff is recommending some minor updates to this program at this Commission meeting to extend the time period this will be offered to customers. The District has created a COVID-19 Customer Support Program and reviewed the District's website and page dedicated to this program at the July 14, 2020 Commission meeting. Staff will continue reviewing the Guidance document and bring any future recommendations back to the Commission.

Staff will continue to work with customers who are past due to obtain payments based on the customer's ability to pay, and to make payment arrangements.

**Summary**

Temporarily waiving late fees, suspending Urgent Notices and suspending disconnects will give customers who are already highly anxious and economically impacted by the COVID 19 situation some assurance that they are not at risk of being disconnected for non-payment, and that they are not being penalized if their account becomes past due.

**Fiscal Impact**

During the last several months, suspending Urgent Notices and Disconnects is resulting in a delay in the collection of accounts receivable and potentially, could result in an increase in write-offs. The suspension of late fees will cause the District to forego revenue. Average monthly late fees assessed are about $11,000 per month.

| | |
|---|---|
| X | *Business Agenda* |
| | *Second Reading* |
| | *Consent Agenda* |
| | *Info Only/Possible Action* |
| | *Info Only* |

**COMMISSION MEETING AGENDA ITEM**

| | | |
|---|---|---|
| Subject: | Motion to Implement Long-Term Payment Arrangements and changes to Pay as You Go | |
| Agenda Item No: | 10c | |
| Meeting Date: | October 13, 2020 | |
| Presented by: | Jon Meyer | Staff Presenting Item |
| Approved by (dept): | Jon Meyer | *Director/Manager* |
| Approved for Commission review: | Rick Dunn | *General Manager/Asst GM* |

**Motion for Commission Consideration:**

Motion to update the long-term payment arrangement program for customers and changes to Pay as You Go in accordance with the principles in Attachment 1.

**Recommendation/Background**

**Current Recommendation:**
The Commission adopted a long-term payment arrangement program (LTPA) and changes to Pay as You Go on June 23, 2020. At the time, the Governor's Proclamation on suspending disconnect for non-payment and late fees expired on July 28, 2020. Since that time, the Governor's Proclamation on suspending disconnect for non-payment and late fees has been extended, most currently through October 15, 2020. The program adopted by the Commission on June 23 stated that LTPAs would be offered to customers through December 31, 2020. The changes to Pay as You Go were meant to be ongoing indefinitely. As a result of the extension of the Governor's Proclamation, staff is recommending offering LTPAs through April 15, 2021.

**Additional Background:**
On March 24, 2020 the Commission ratified changes to the Customer Service Rates and Policies that were made in response to efforts established by the State of Washington to prevent the spread of COVID 19. The Commission recognized these efforts had caused significant disruption to the local economy and created financial hardships for customers who had already lost their jobs or had their work hours reduced. The changes to the Customer Service Rates and Policies were intended to give customers some certainty and relief and included discontinuance of the assessment of late fees, suspending disconnects for non-pay, and suspending Urgent Notices. The Commission action on March 24, 2020 was to allow the temporary changes to continue until the close of business April 30, 2020. The Commission took additional action over the next several Commission meetings to extend these changes.

On August 11, 2020, the Commission extended these changes through October 15, 2020 for most customer classes which aligns with the date in the Governor's Proclamation 20-23.7 suspending disconnects for non-payment and late fees for residential customers.

As a result of State efforts to stop the spread of COVID-19, many businesses were required to close or substantially reduce production leading to loss of jobs. Coupled with the suspension of disconnects since March 24, 2020, total customer past due amounts and customers who would have normally been eligible for disconnect are ranging between two or three times what they normally are. It is recognized that a large number of these customers will not be able to make a payment in full to avoid disconnect once disconnects resume. In order to provide continuity of service to these customers, the Commission implemented longer-term payment arrangements and changes to Pay as You Go as that customers can elect to maintain connection to service and allowing them to pay past due balances over time. The long-term payment arrangement and changes to Pay as You Go will be based on the principles contained in Attachment 1. These actions can be accommodated with the District's current software system but will also require additional staff time for monitoring customer accounts and re-establishing long-term payment agreements.

**Summary**

Implementing long-term payment arrangements and changes to Pay as You Go provide an option to customers with past due amounts to maintain continuous service while paying past due amounts over a period of time.

**Fiscal Impact**

Suspension of Urgent Notices and Disconnects resulted in a delay in the collection of accounts receivable and will likely result in an increase in write-offs. Implementation of a long-term payment arrangement and changes to Pay as You Go will provide for customers with the ability to maintain continuous service while paying past due amounts over a period of time.

**Attachment 1: Principles for Long-Term Payment Arrangements & Pay as You Go Changes**

*Long Term Payment Arrangements (LTPA)*

1. Long-term payment arrangements applicable to the following rate schedules:
    a. Schedules 11-12 Residential
    b. Schedules 21 – 24 General Service
    c. Schedule 61 - Security Lighting
    d. Schedule 71 – Small Irrigation
2. Arrears balances may be moved to LTPA for a maximum initial period of 12 months
3. The limit on the amount allowed in a LTPA for a single entity to avoid disconnect is $25,000, amounts above this amount will be brought to the Commission for LTPA consideration.
4. No late fee assessed on arrears balances included in a LTPA
5. LTPA will be added on regular customer bills and will be due on standard terms (20 days)
6. Customers that have not made LTPA payment on time will be notified of upcoming disconnect with options to pay or contact the District to see if other arrangements can be made
7. As long as a customer makes full payment on LTPA prior to date of disconnect, LTPA considered honored and will be re-established to continue
8. A customer that can't make payment or makes a partial payment on LTPA prior to date of disconnect may request the LTPA to be re-established 3 times (one month at a time), and each time up to an additional month will be added to the LTPA period and power will not be disconnected
9. A customer that doesn't make payment or contact the District will be disconnected
    a. When customer contacts the District, they can request the LTPA to be re-established 3 times (one month at a time), and each time up to an additional month will be added to the LTPA period and power will be reconnected
10. LTPA may be adjusted to include 2 current bills, but not back to back months, issued after the moratorium on disconnect expires if the customer contacts us and is unable to pay the current bill through December 31, 2020 and the LTPA installment amount will be adjusted accordingly.
11. Entering into LTPA will be offered until April 15, 2021. Based on this timeline, arrangements could be in effect through the first half of 2022.

*Pay As You Go Program*

1. Maintain all program parameters with the exception of the following:
2. (For reference, arrears balances are moved into what's called a Prepaid Arrangement)
3. No limit on the amount allowed in a Prepaid Arrangement
    a. Maintain 25%/75% ratio for payments when a Prepaid Arrangement exists
        i. (25% to Prepaid Arrangement, 75% to fund Prepaid Balance)
        ii. (not all Pay As You Go customers require a Prepaid Arrangement)
    b. The 25/75% ratio should allow Prepaid Arrangement to be paid off on average in about 12 months but practically 1-18 months based on the amount of the arrearage
4. Small General Service customers eligible to enroll in Pay As You Go (remote disconnect/reconnect meter required)
5. Simplify the enrollment process to allow customers to enroll without physically coming into the office
6. Allow existing Pay As You Go customers that have accumulated arrears to move arrears balances to a Prepaid Arrangement

*Communications*

1. The District will begin notifying customers with past due balances as soon as the moratorium on disconnects expires with direct communications via mail or email (depending on customer preferences established in Smarthub)
2. The District will also post this information prominently on its website along with any other assistance that may be available

## Current Financial Hedges (as of 10/01/2020)

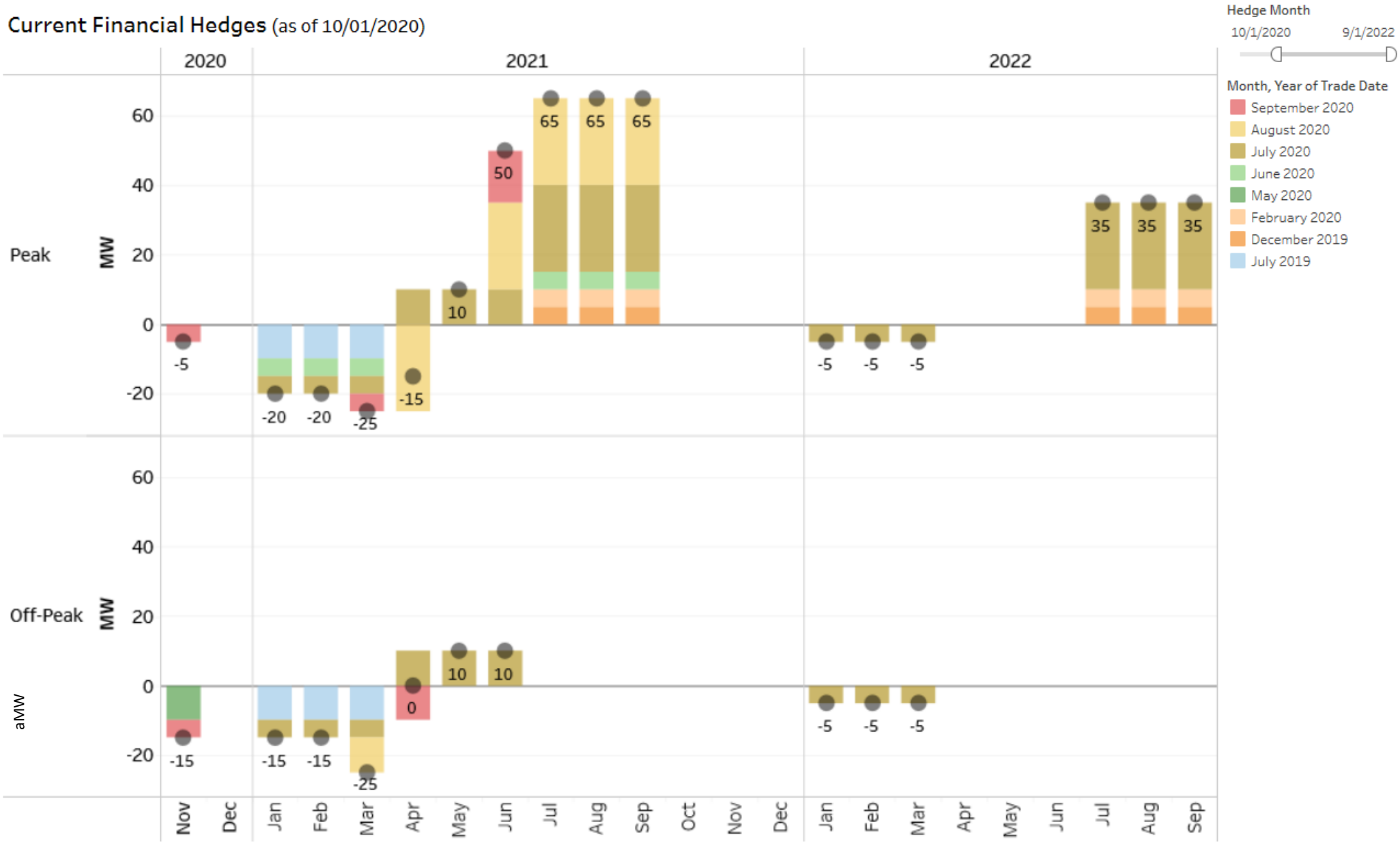

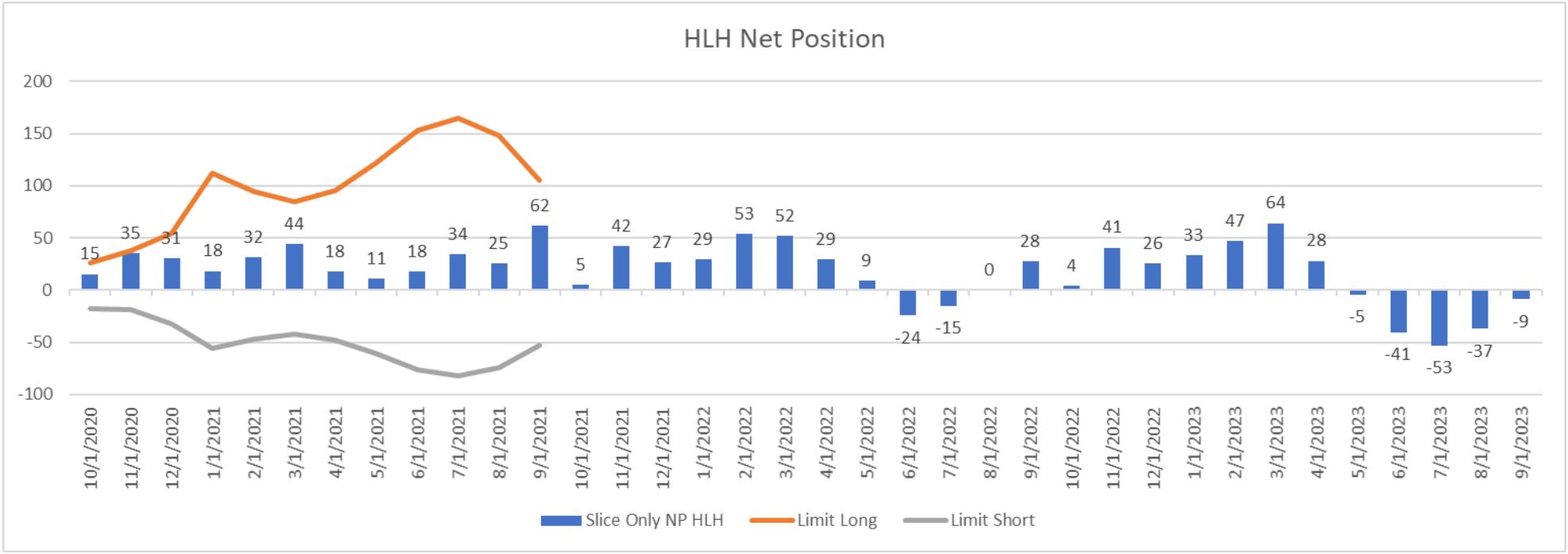
HLH Net Position
200
150
100
50
0
-50
-100
15 35 31 18 32 44 18 11 18 34 25 62 5 42 27 29 53 52 29 9 -24 -15 0 28 4 41 26 33 47 64 28 -5 -41 -53 -37 -9
10/1/2020 11/1/2020 12/1/2020 1/1/2021 2/1/2021 3/1/2021 4/1/2021 5/1/2021 6/1/2021 7/1/2021 8/1/2021 9/1/2021 10/1/2021 11/1/2021 12/1/2021 1/1/2022 2/1/2022 3/1/2022 4/1/2022 5/1/2022 6/1/2022 7/1/2022 8/1/2022 9/1/2022 10/1/2022 11/1/2022 12/1/2022 1/1/2023 2/1/2023 3/1/2023 4/1/2023 5/1/2023 6/1/2023 7/1/2023 8/1/2023 9/1/2023
Slice Only NP HLH
Limit Long
Limit Short

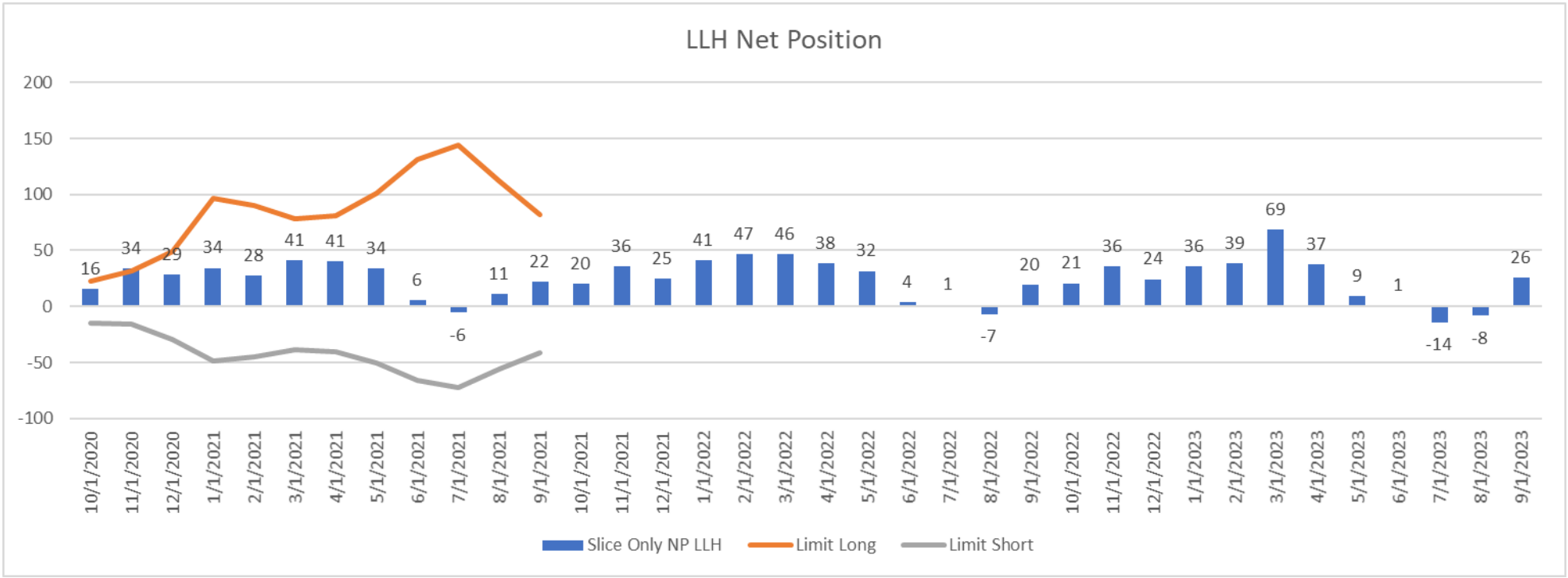
LLH Net Position
200
150
100
50
0
-50
-100
16 34 29 34 28 41 41 34 6 -6 11 22 20 36 25 41 47 46 38 32 4 1 -7 20 21 36 24 36 39 69 37 9 1 -14 -8 26
10/1/2020 11/1/2020 12/1/2020 1/1/2021 2/1/2021 3/1/2021 4/1/2021 5/1/2021 6/1/2021 7/1/2021 8/1/2021 9/1/2021 10/1/2021 11/1/2021 12/1/2021 1/1/2022 2/1/2022 3/1/2022 4/1/2022 5/1/2022 6/1/2022 7/1/2022 8/1/2022 9/1/2022 10/1/2022 11/1/2022 12/1/2022 1/1/2023 2/1/2023 3/1/2023 4/1/2023 5/1/2023 6/1/2023 7/1/2023 8/1/2023 9/1/2023
Slice Only NP LLH
Limit Long
Limit Short

## Counterparties: Current Outstanding Financial Hedges - Volume by Month | Product: All |

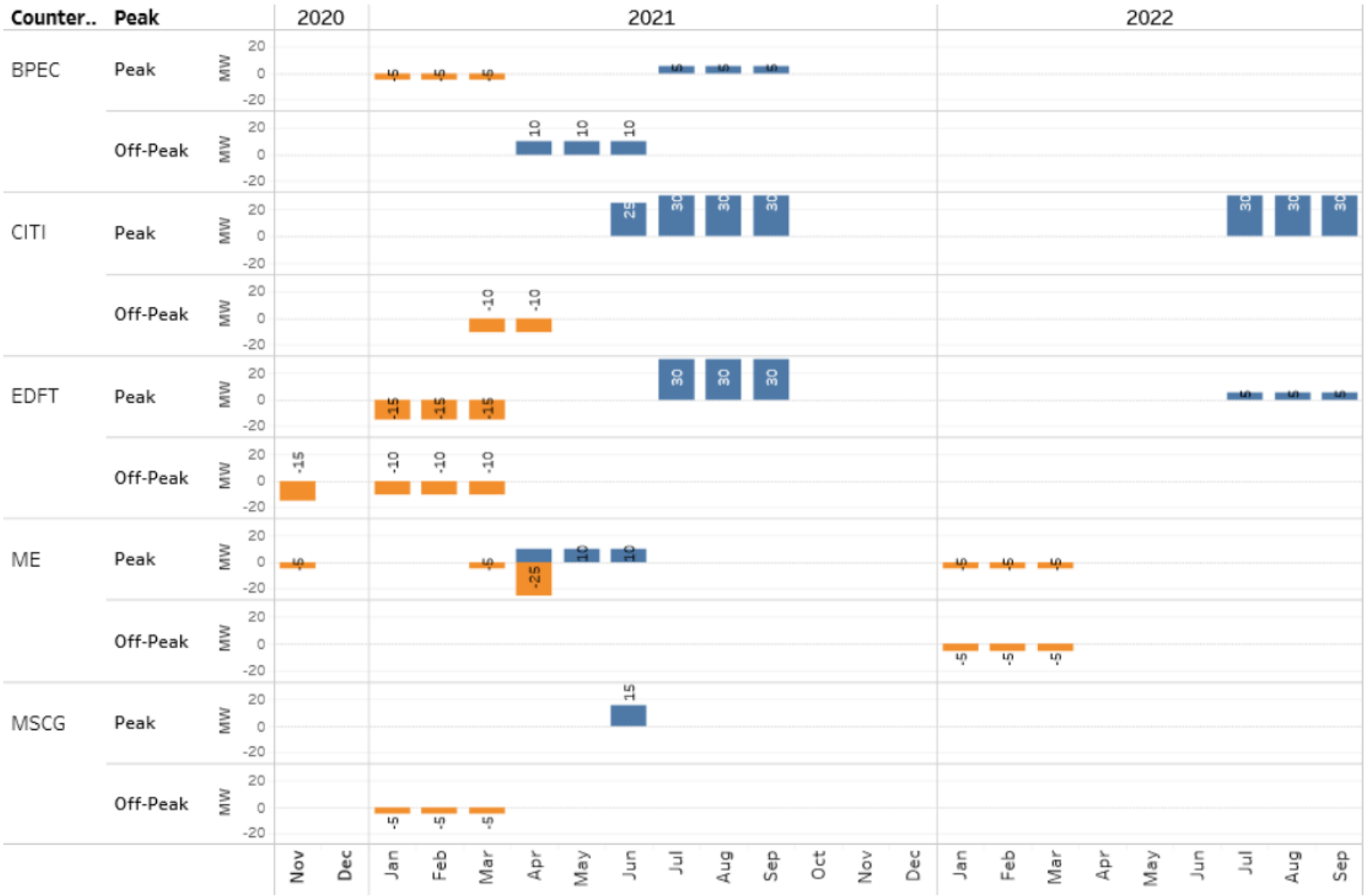


Hedge Month
10/1/2020 9/1/2022

Trade Date
1/16/2018 9/25/2020

Buy-Sell
Buy
Sell

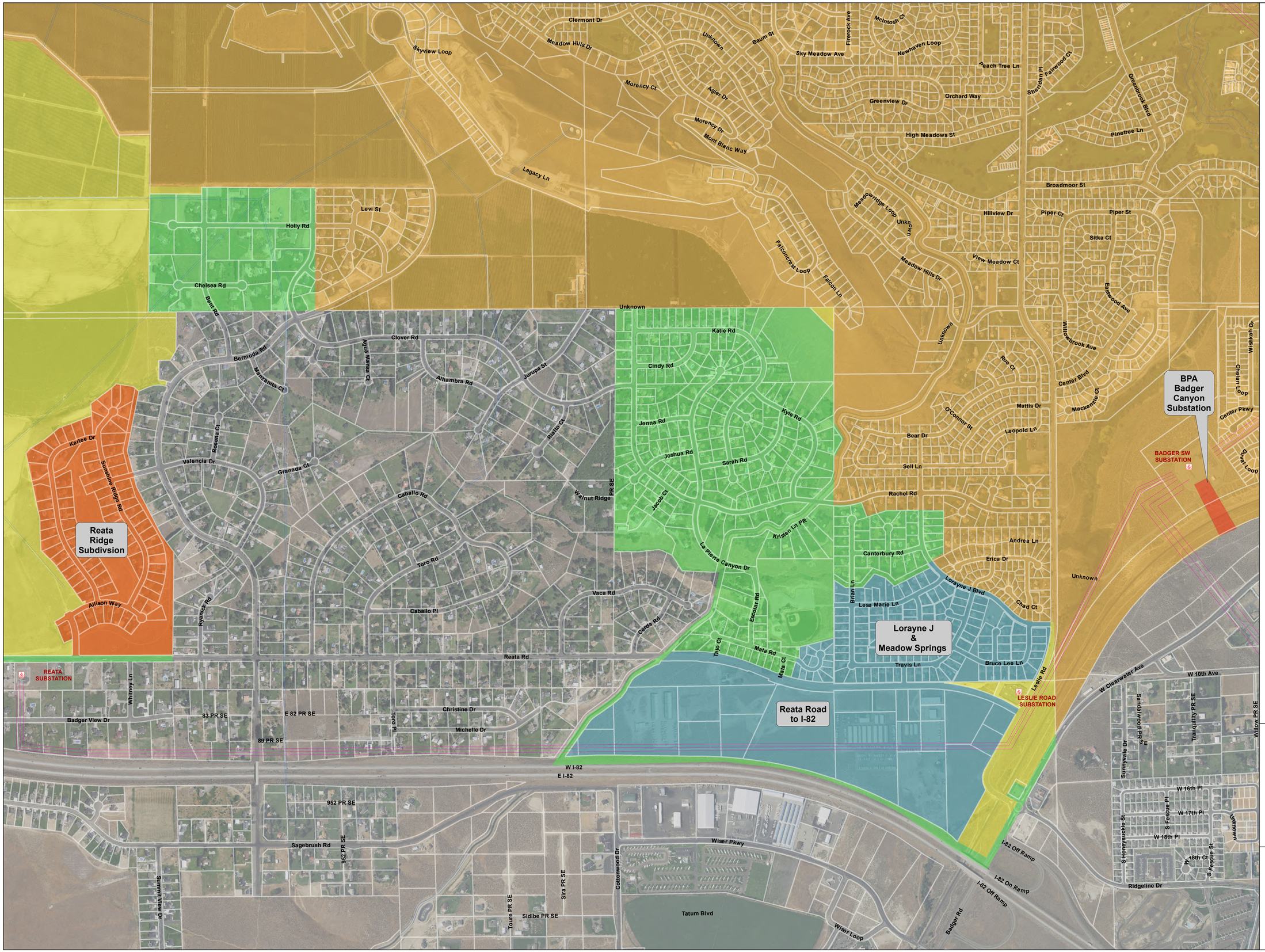


Legend

- BPA Transmission Lines
- Water edge
- Parcel Boundaries
- Future Transfer Areas
- Current Transfer Areas
- Richland - Exclusive Service Area
- Richland City Limit Boundary
- Richland Urban Growth Area Boundary

# Map B

# City of Richland Facilities Acquisition

1 inch = 500 feet

Imagery: 2019

Index Map

BENTON P·U·D

Print Date: 9/30/2020

# City of Richland Transfer Fall 2020

Legend

- Parcel Boundaries
- Transfer Area

Rancho Del Ray No. 9

Lorayne J Phase 1 & 2
Meadow Springs Phase 1

Reata Commercial Area

Kristen Ln PR
La Pierre Canyon Dr
Vaca Rd
Cerda Rd
Escolar Rd
Tajo Ct
Mata Rd
Mata Ct
Reata Rd
Michelle PR SE
Brian Ln
Canterbury Ct
Canterbury Rd
Lorayne J Blvd
Andrea Ln
Erica Dr
Travis Ln
Bruce Lee Ln
Leslie Rd
Chad Ct
Lesa Marie Ln
Charity Ct
Travis Ct
Brent Ln
Bruce Lee Ct
W I-82
E I-82
Sagebrush Rd
Cottonwood Dr
Wiser Pkwy
Wiser Loop
Sira PR SE
W Clearwater Ave
Ridgeline Dr
Badger Rd

1 inch = 200 feet

Imagery: 2019

Index Map

BENTON P·U·D

Print Date: 9/10/2020

Cumulative Retail Revenue Budget vs Actuals: All

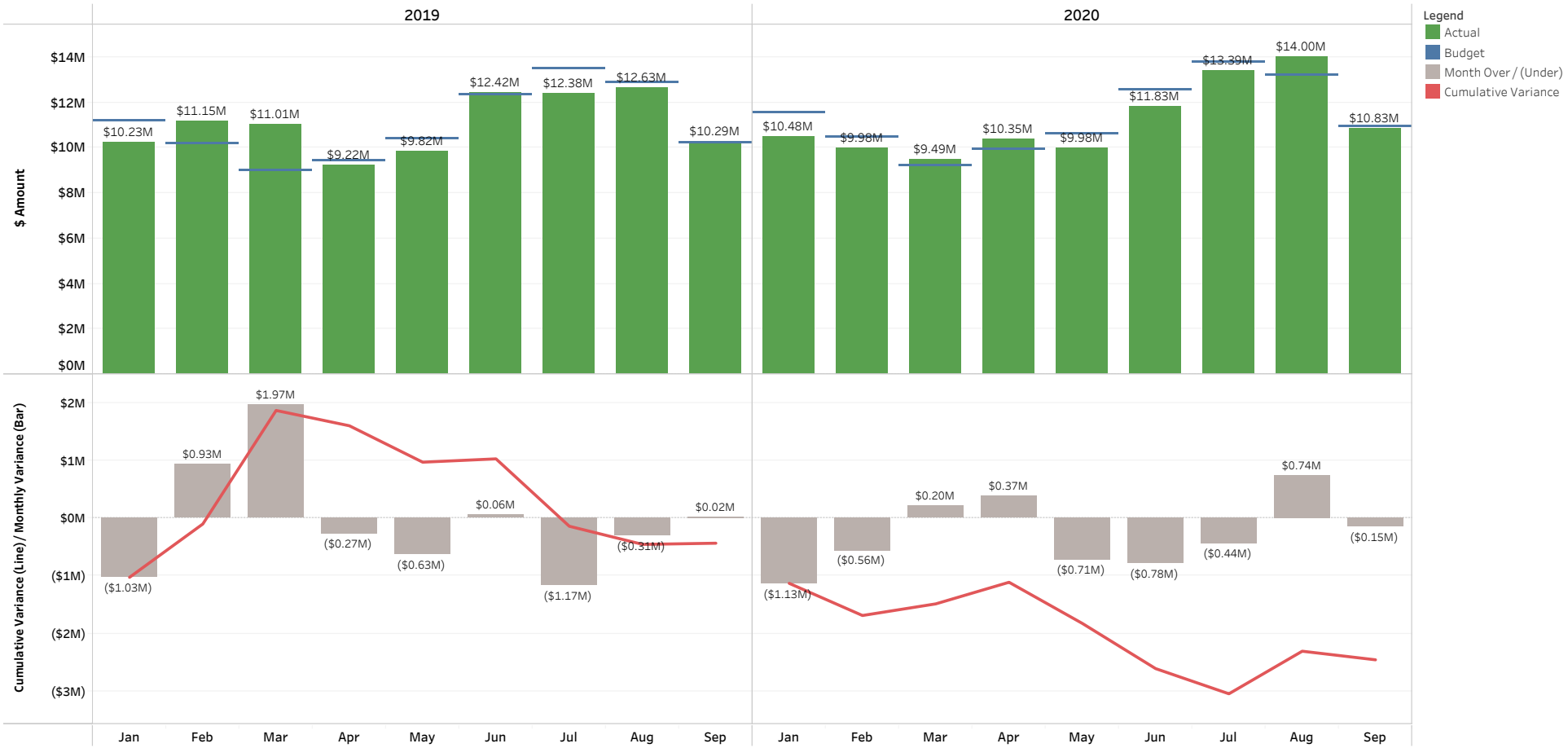

Cumulative Retail Revenue Budget vs Actuals: Residential Sales

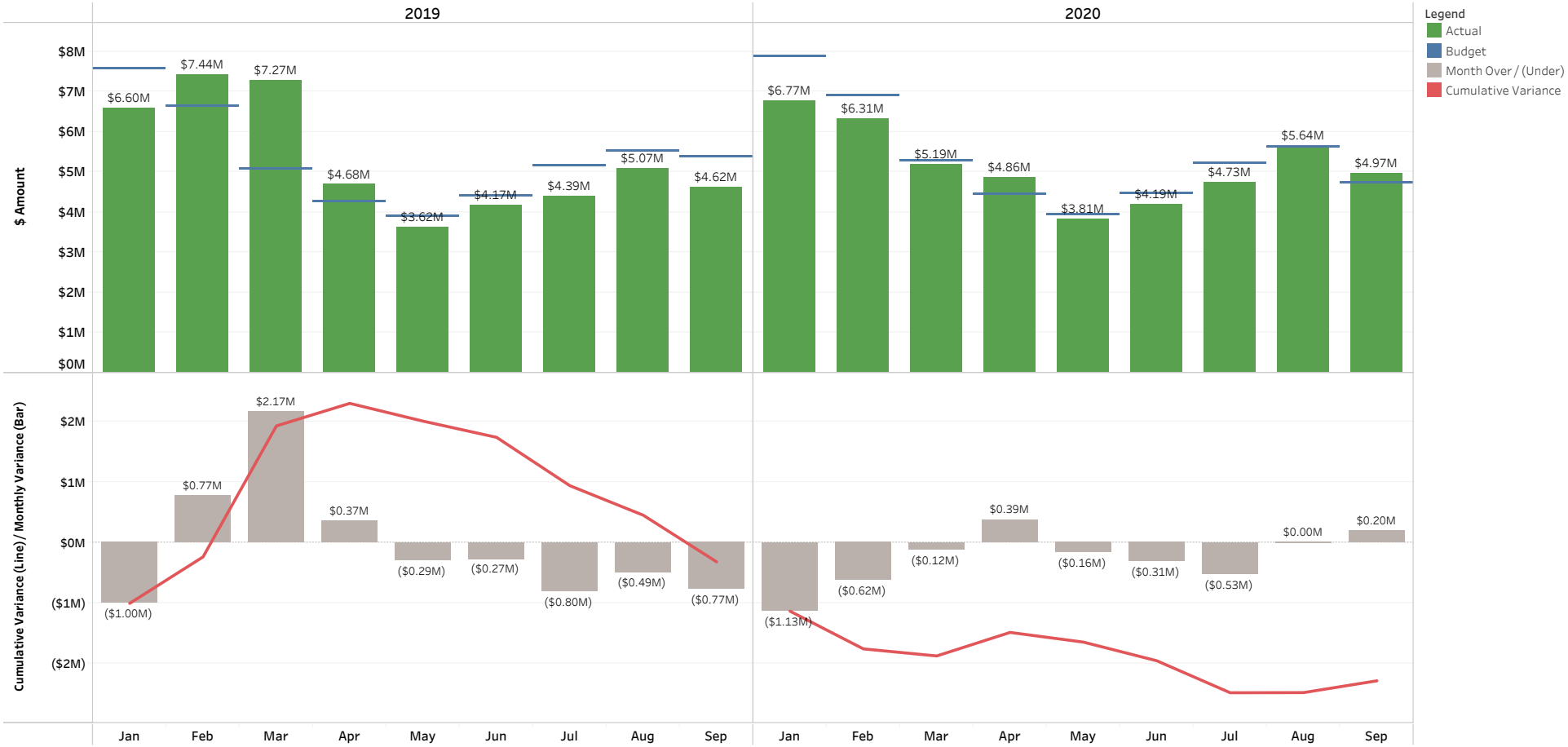

Cumulative Retail Revenue Budget vs Actuals: Large General Service Sales, Medium General Service Sales, Small General Service Sales

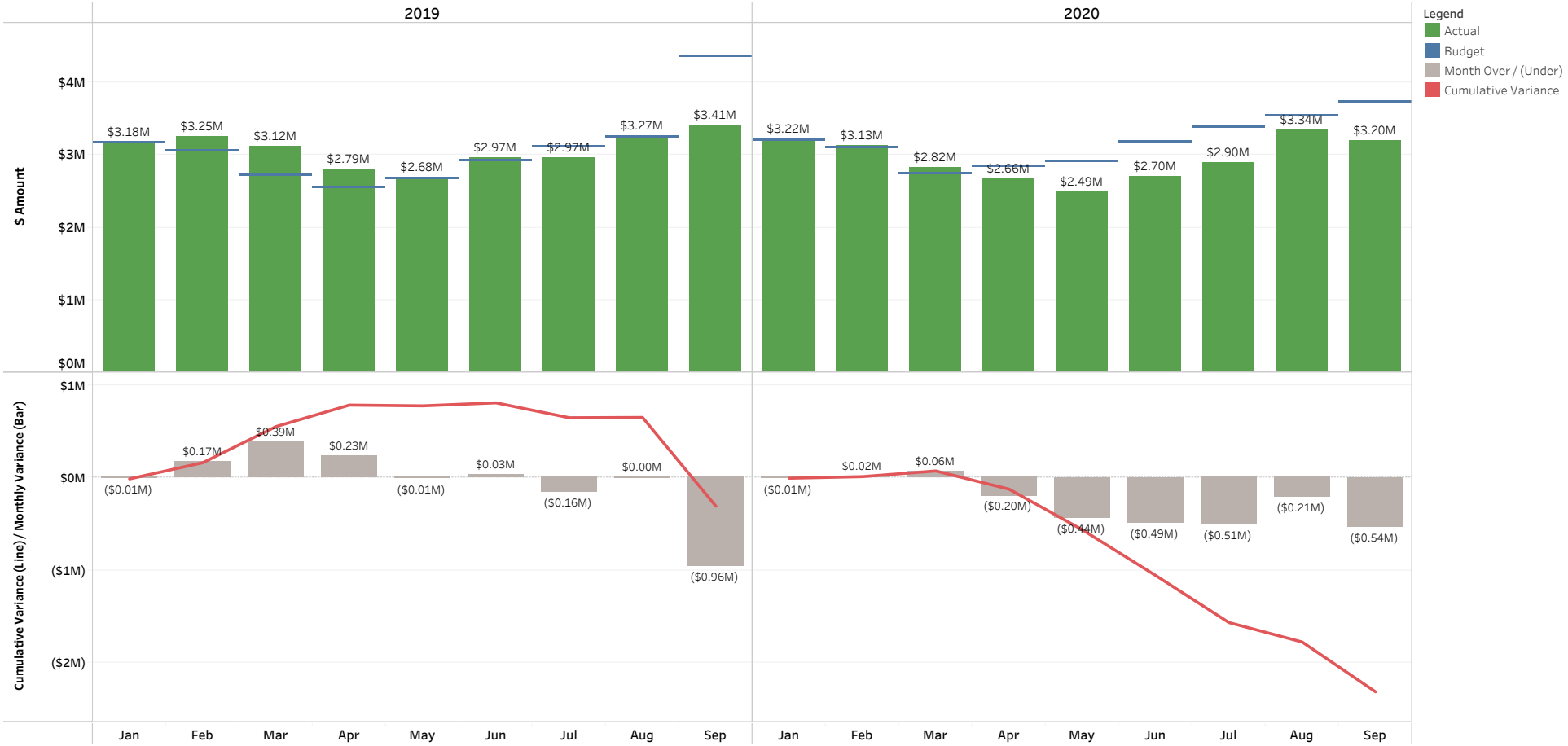

Cumulative Retail Revenue Budget vs Actuals: Large Irrigation Sales

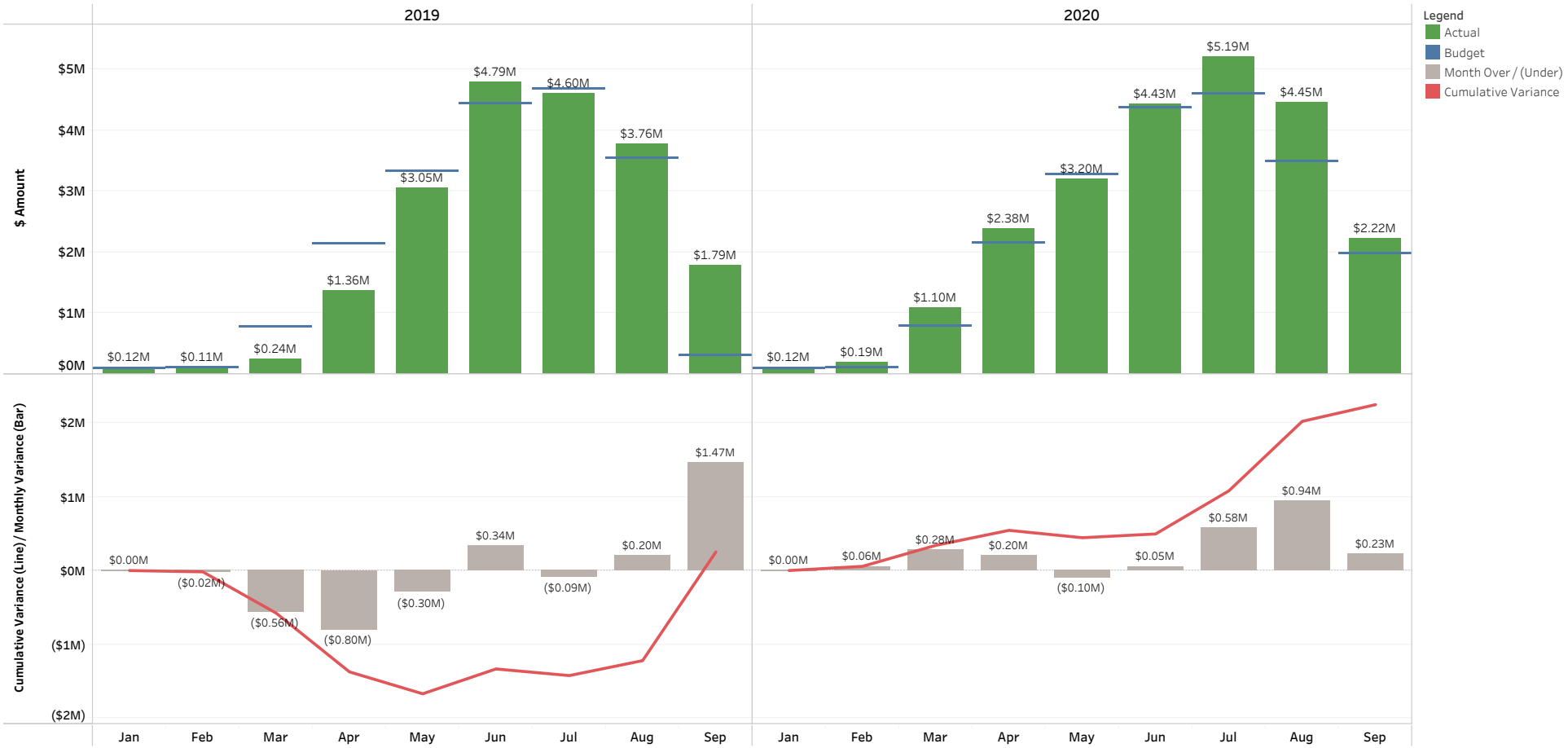

# Revenue Class Cumulative Energy

## By Year for Revenue Class: **All** in Month: **September & October**

Select filters:

**Year of Date**
All

**Month of Date**
Multiple values

**Month-Day**
Multiple values

**Billed Revenue Class**
(•) In
( ) Out

**Revenue Class**
All

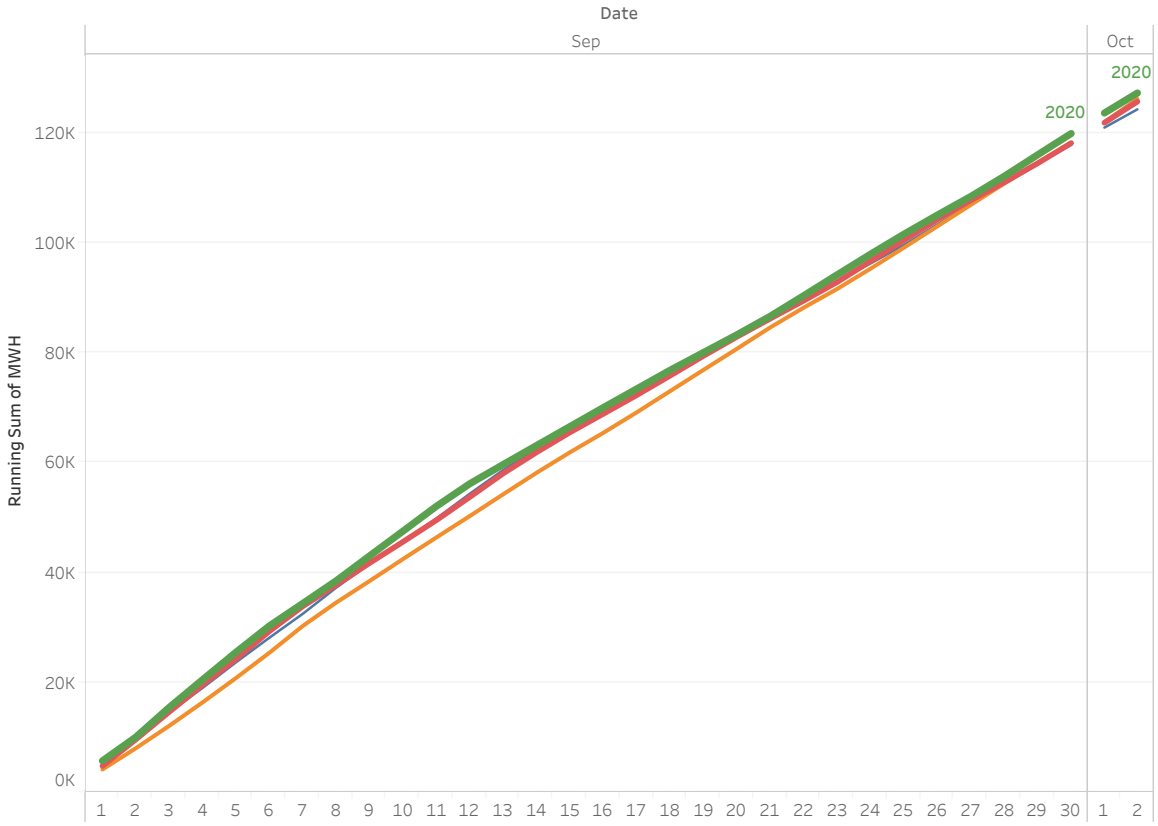


Year Over Year Summary:
(hover to highlight year)

| Year of Date | MWH | MWH Difference | % Difference |
|---|---|---|---|
| 2017 | 124,274 | | |
| 2018 | 126,173 | 1,899 | 1.53% |
| 2019 | 125,677 | -496 | -0.39% |
| 2020 | 127,246 | 1,569 | 1.25% |

Note:
Totals do not include
non-AMI meter readings.

AMI data updated through:

Fri, October 02, 2020

# Revenue Class Cumulative Energy

## By Year for Revenue Class: **Residential** in Month: **September & October**

Select filters:

**Year of Date**
All

**Month of Date**
Multiple values

**Month-Day**
Multiple values

**Billed Revenue Class**
- (●) In
- ( ) Out

**Revenue Class**
- (●) Residential
- ( ) Small General
- ( ) Medium General
- ( ) Large General
- ( ) Large Industrial
- ( ) Large Irrigation
- ( ) Small Irrigation

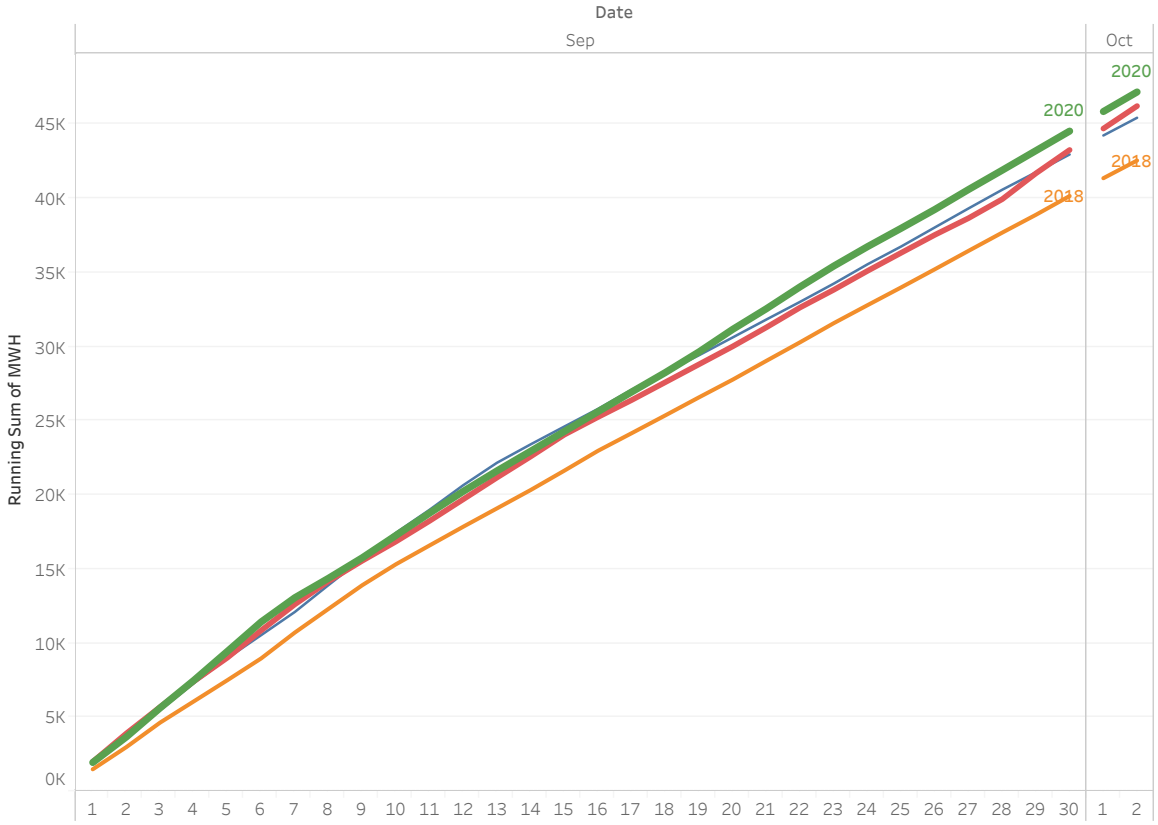


Year Over Year Summary:
(hover to highlight year)

| Year of Date | MWH | MWH Difference | % Difference |
|---|---|---|---|
| 2017 | 45,433 | | |
| 2018 | 42,549 | -2,884 | -6.35% |
| 2019 | 46,223 | 3,674 | 8.64% |
| 2020 | 47,171 | 948 | 2.05% |

Note:
Totals do not include
non-AMI meter readings.

AMI data updated through:

Fri, October 02, 2020

# Revenue Class Cumulative Energy

By Year for Revenue Class: **Small General, Medium General, Large General** in Month: **September & October**

Select filters:

**Year of Date**
All

**Month of Date**
Multiple values

**Month-Day**
Multiple values

**Billed Revenue Class**
- (●) In
- ( ) Out

**Revenue Class**
- [ ] Residential
- [x] Small General
- [x] Medium General
- [x] Large General
- [ ] Large Industrial
- [ ] Large Irrigation
- [ ] Small Irrigation

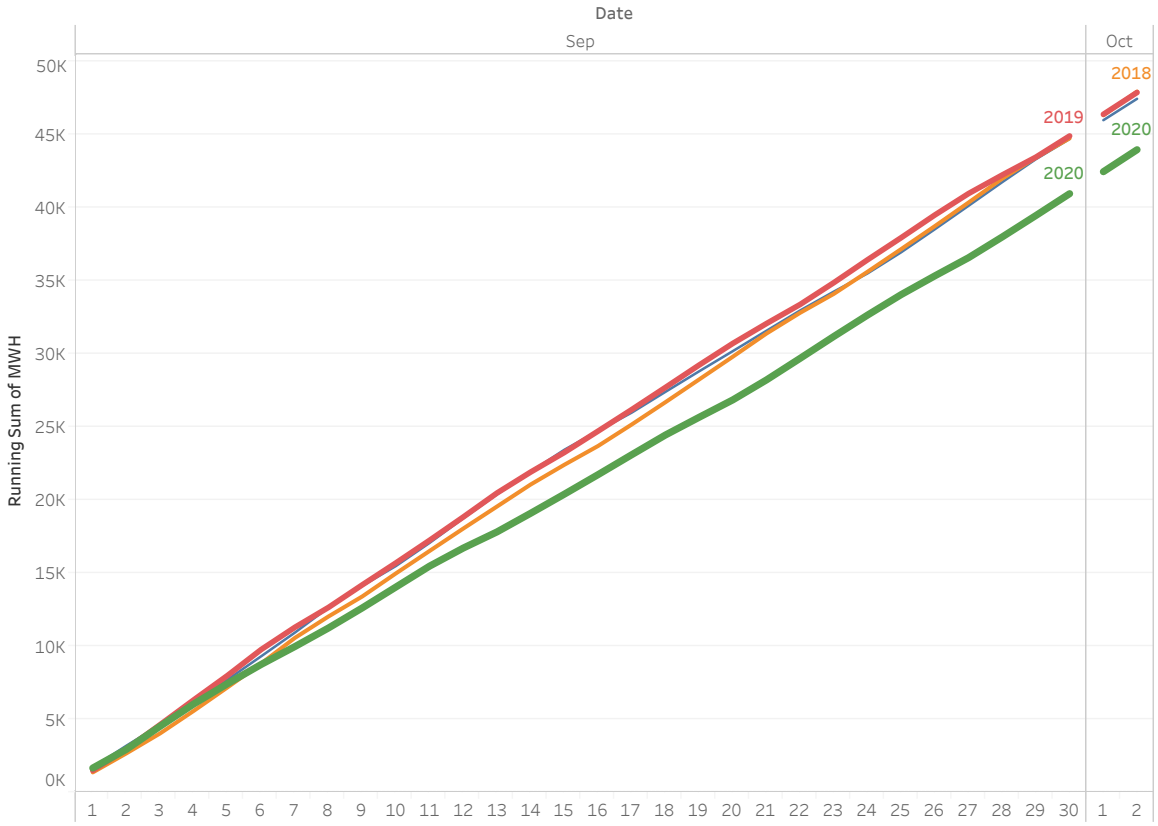


Year Over Year Summary:
(hover to highlight year)

| Year of Date | MWH | MWH Difference | % Difference |
|---|---|---|---|
| 2017 | 47,420 | | |
| 2018 | 47,915 | 495 | 1.04% |
| 2019 | 47,851 | -64 | -0.13% |
| 2020 | 43,937 | -3,914 | -8.18% |

Note:
Totals do not include
non-AMI meter readings.

AMI data updated through:

Fri, October 02, 2020

# Revenue Class Cumulative Energy

## By Year for Revenue Class: **Large Irrigation** in Month: **September & October**

Select filters:

**Year of Date**
All

**Month of Date**
Multiple values

**Month-Day**
Multiple values

**Billed Revenue Class**
- (●) In
- ( ) Out

**Revenue Class**
- [ ] Residential
- [ ] Small General
- [ ] Medium General
- [ ] Large General
- [ ] Large Industrial
- [x] Large Irrigation
- [ ] Small Irrigation

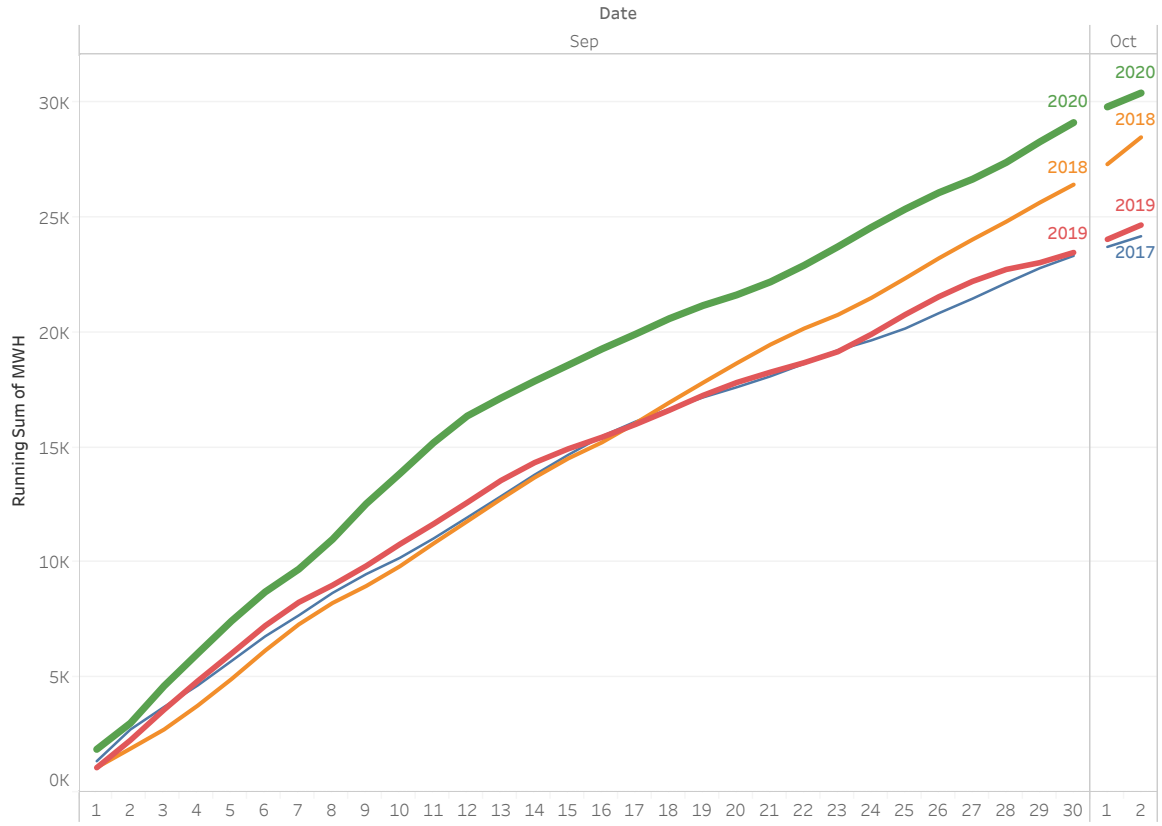


Year Over Year Summary:
(hover to highlight year)

| Year of Date | MWH | MWH Difference | % Difference |
|---|---|---|---|
| 2017 | 24,194 | | |
| 2018 | 28,498 | 4,305 | 17.79% |
| 2019 | 24,681 | -3,818 | -13.40% |
| 2020 | 30,426 | 5,745 | 23.28% |

Note:
Totals do not include non-AMI meter readings.

No AMI readings for the pump decks at Spaw, Paterson #1 & #2 and Prior #1 Bay 1 & 2.

AMI data updated through:

Fri, October 02, 2020

# Past Due AR in Dollars for Selected Revenue Classes:

Consumer Class Selection:
All

Revenue Class Selection:
All

Service Status:
All

| | Accounts | Dollars |
|---|---|---|
| **30 Days** | 2,132 | $853,963 |
| **60 Days** | 685 | $253,522 |
| **90+ Days** | 1,792 | $503,548 |
| Past Due | 4,609 | $1,611,033 |
| Total AR | 50,061 | $7,938,508 |

All

Balance Aging: 30 Days | 60 Days | 90+ Days

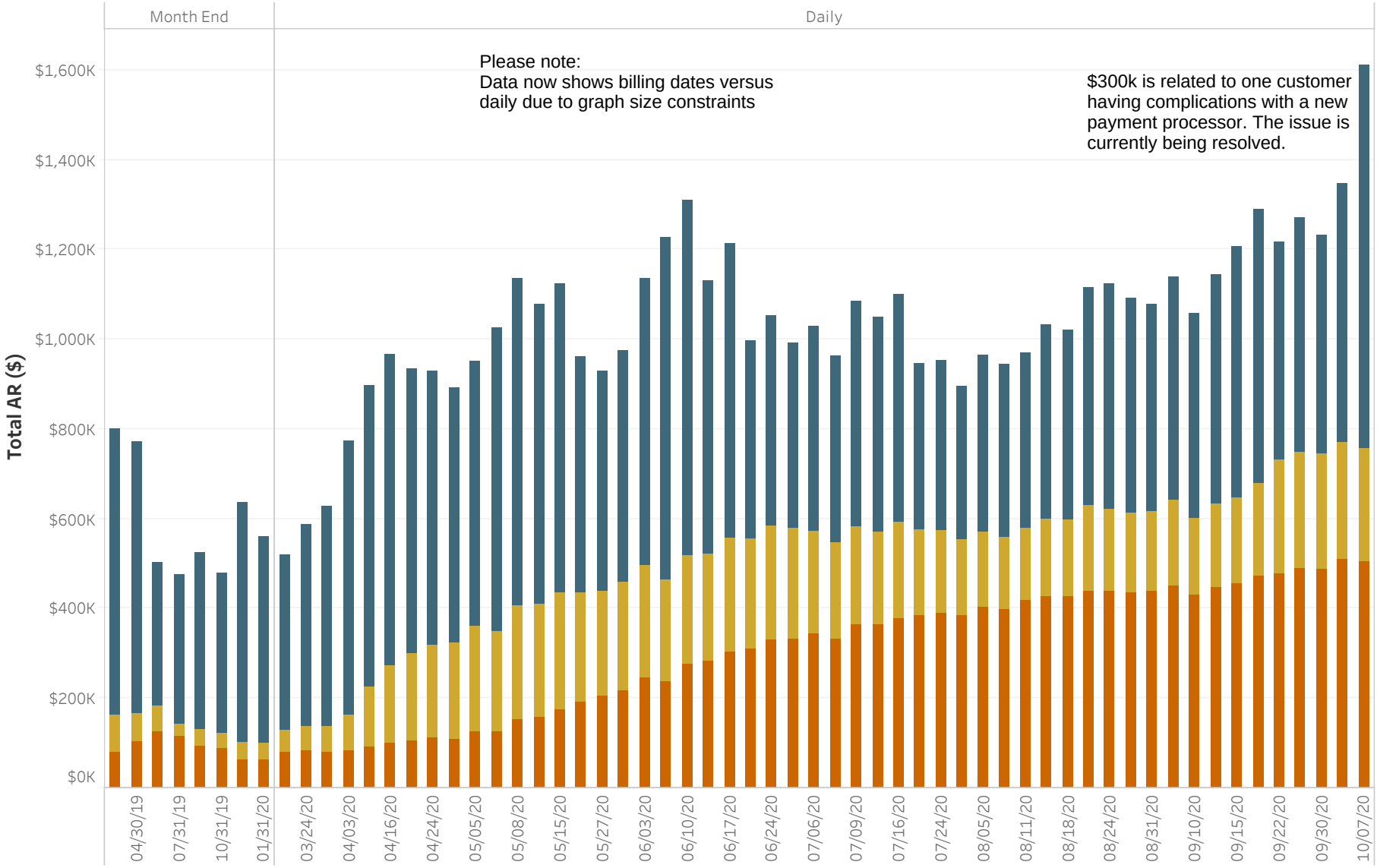


AR data as of 10/7/20. Data source is CIS via the AR Balance History SQL report. Only AR data for billing dates is included.

# Past Due AR in Dollars for Selected Revenue Classes:

**Consumer Class Selection:**
All

**Revenue Class Selection:**
All

**Service Status:**
Inactive

| | Accounts | Dollars |
|---|---|---|
| **30 Days** | 134 | $17,908 |
| **60 Days** | 77 | $30,595 |
| **90+ Days** | 573 | $107,750 |
| Past Due | 784 | $156,254 |
| Total AR | 1,669 | $159,317 |

**All**

Balance Aging: 30 Days | 60 Days | 90+ Days

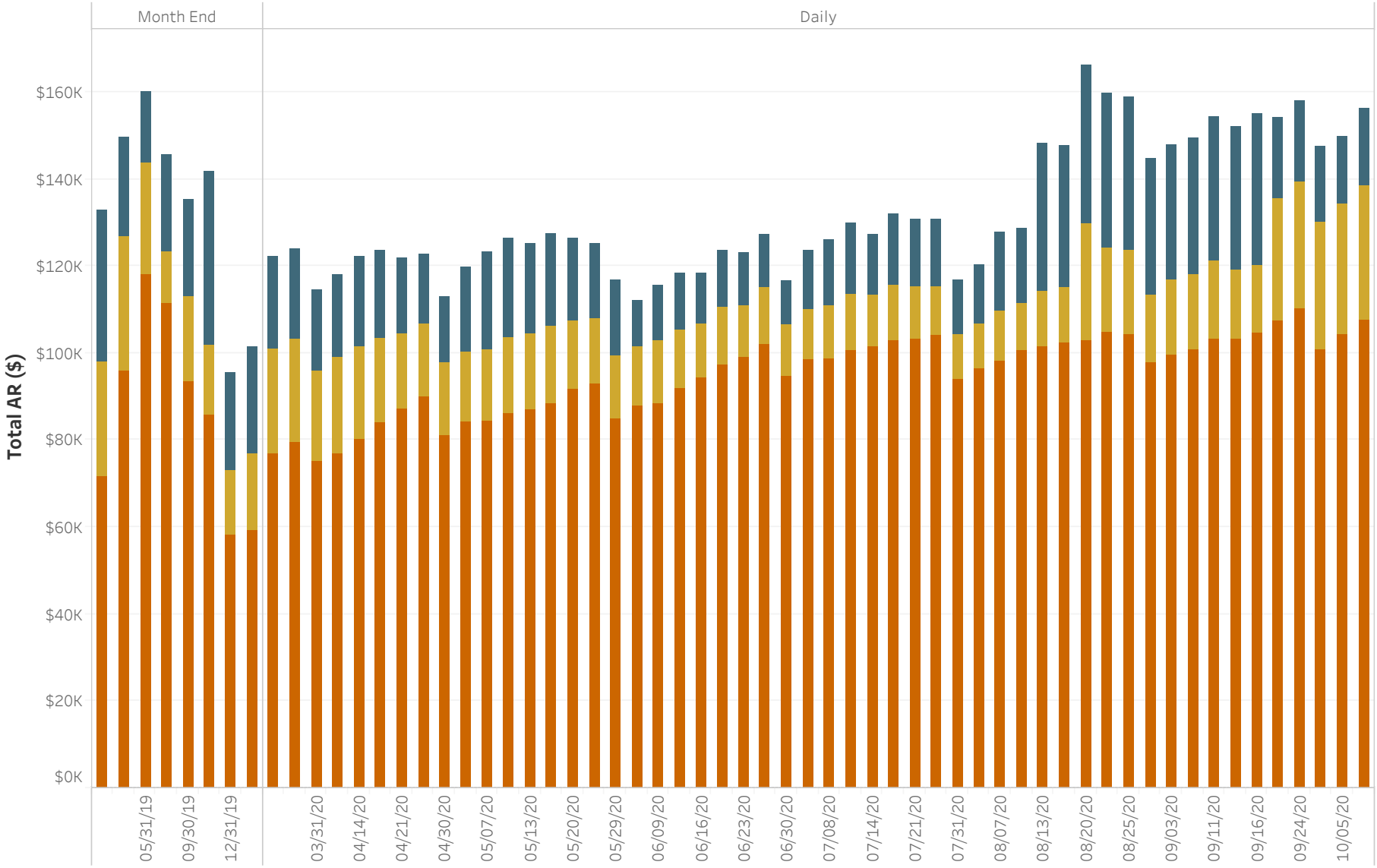


AR data as of 10/7/20. Data source is CIS via the AR Balance History SQL report. Only AR data for billing dates is included.

# Past Due AR in Dollars for Selected Revenue Classes:

**Consumer Class Selection:**
Regular

**Revenue Class Selection:**
Residential

**Service Status:**
All

| | Accounts | Dollars |
|---|---|---|
| **30 Days** | 1,720 | $380,727 |
| **60 Days** | 628 | $174,816 |
| **90+ Days** | 1,631 | $440,082 |
| Past Due | 3,979 | $995,625 |
| Total AR | 41,318 | $2,724,266 |

**Residential**
Balance Aging: 30 Days | 60 Days | 90+ Days

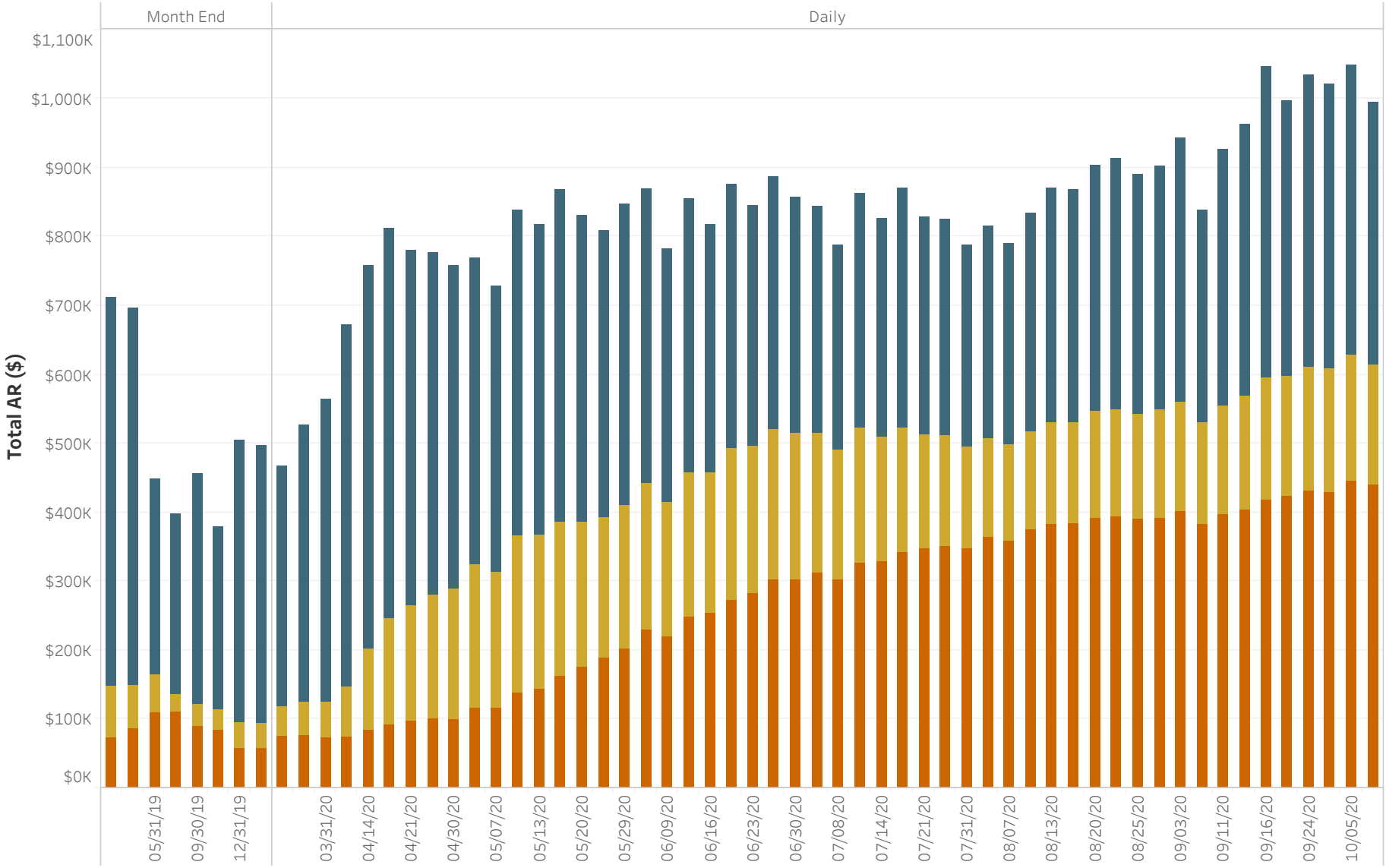


AR data as of 10/7/20. Data source is CIS via the AR Balance History SQL report. Only AR data for billing dates is included.

# Past Due AR in Dollars for Selected Revenue Classes:

**Consumer Class Selection:**
Regular

**Revenue Class Selection:**
Residential

**Service Status:**
Inactive

| | Accounts | Dollars |
|---|---|---|
| **30 Days** | 131 | $17,665 |
| **60 Days** | 75 | $15,880 |
| **90+ Days** | 544 | $100,568 |
| Past Due | 750 | $134,113 |
| Total AR | 1,590 | $137,291 |

**Residential**
Balance Aging: 30 Days | 60 Days | 90+ Days

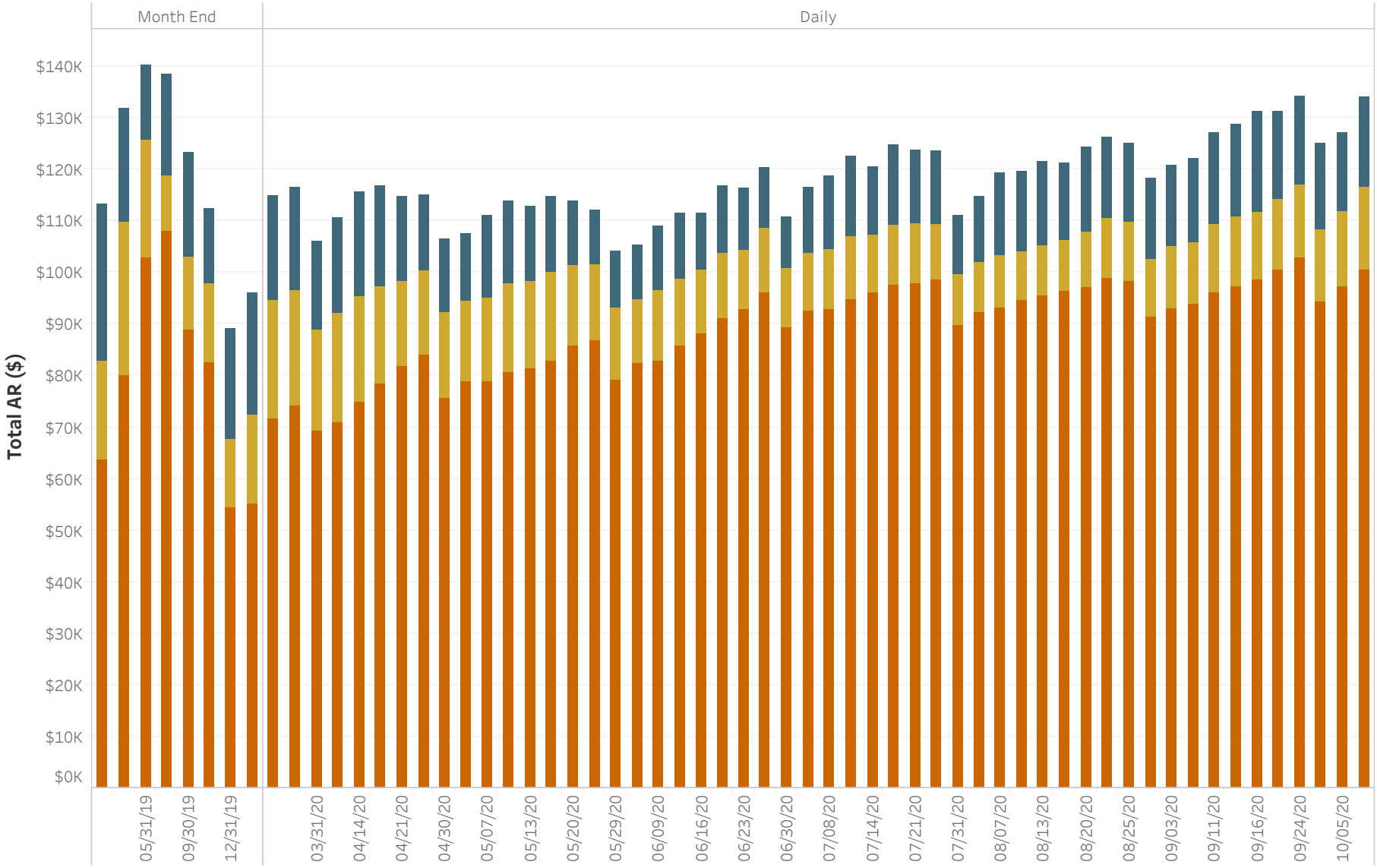


AR data as of 10/7/20. Data source is CIS via the AR Balance History SQL report. Only AR data for billing dates is included.

# Past Due Accounts by Dollar Amount Range (as of 10/7/2020)

## # of Accounts | $ Amount

| | Customers | Accounts | Past Due |
|---|---|---|---|
| Residential | 3,837 | 3,979 | $995,625 |
| **Total** | **3,837** | **3,979** | **$995,625** |

Accounts are sorted into past due amount ranges listed across the bottom.
Each range is lableled by the maximum value; the minimum value begins where the previous range leaves off.

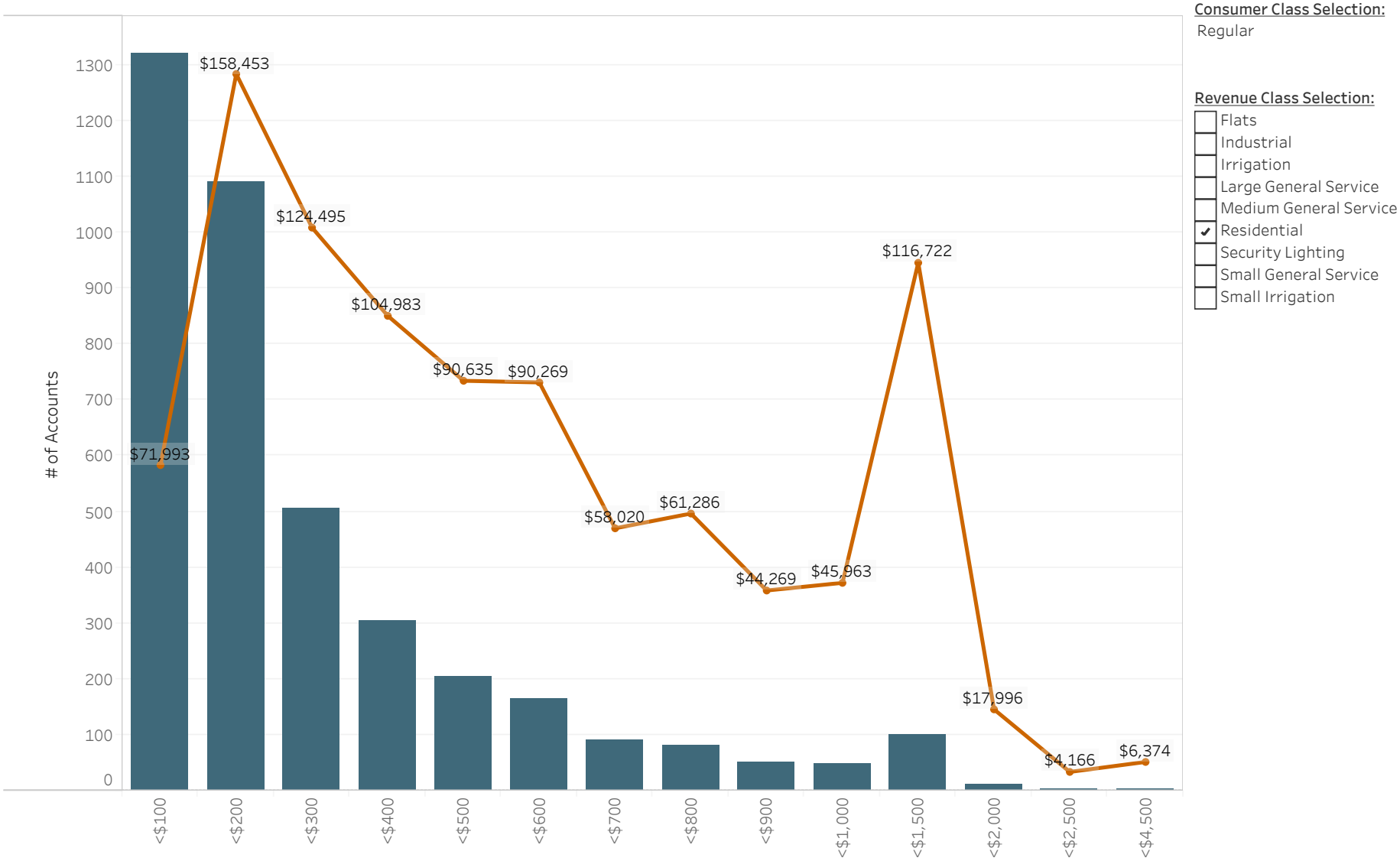


Consumer Class Selection:
Regular

Revenue Class Selection:
- [ ] Flats
- [ ] Industrial
- [ ] Irrigation
- [ ] Large General Service
- [ ] Medium General Service
- [x] Residential
- [ ] Security Lighting
- [ ] Small General Service
- [ ] Small Irrigation

# Past Due Accounts by Dollar Amount Range (as of 10/7/2020)

## # of Accounts | $ Amount

| | Customers | Accounts | Past Due |
|---|---|---|---|
| Residential | 44 | 44 | $15,690 |
| **Total** | **44** | **44** | **$15,690** |

Accounts are sorted into past due amount ranges listed across the bottom.
Each range is lableled by the maximum value; the minimum value begins where the previous range leaves off.

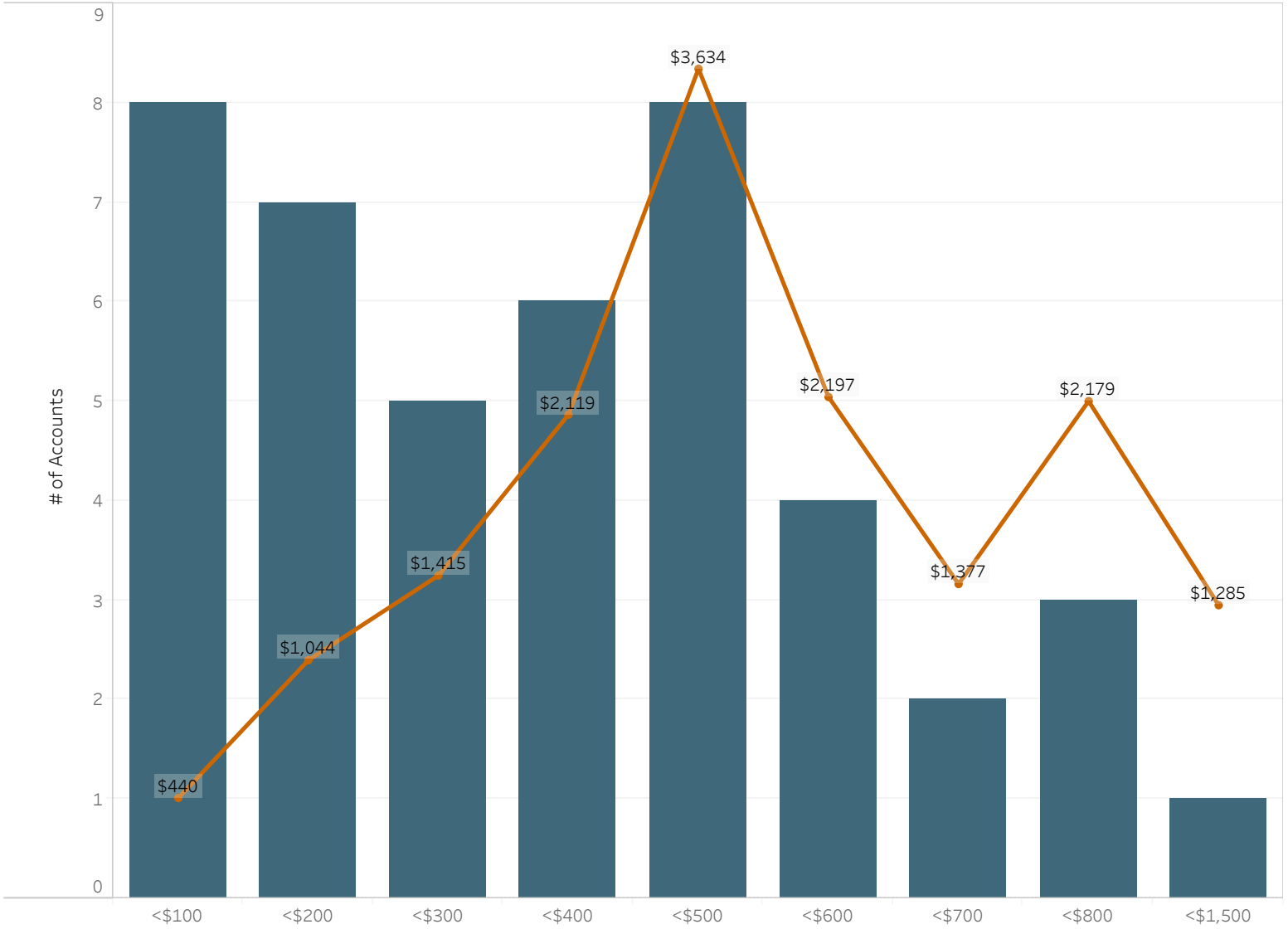


Consumer Class Selection:
Prepaid

Revenue Class Selection:
☑ Residential

# Past Due AR in Dollars for Selected Revenue Classes:

**Large General Service, Medium General Service, Small General Service**
Balance Aging: 30 Days | 60 Days | 90+ Days

Consumer Class Selection:
All

Revenue Class Selection:
Multiple values

Service Status:
All

| | Accounts | Dollars |
|---|---|---|
| **30 Days** | 235 | $128,543 |
| **60 Days** | 29 | $71,385 |
| **90+ Days** | 83 | $51,638 |
| Past Due | 347 | $251,566 |
| Total AR | 5,921 | $2,221,247 |

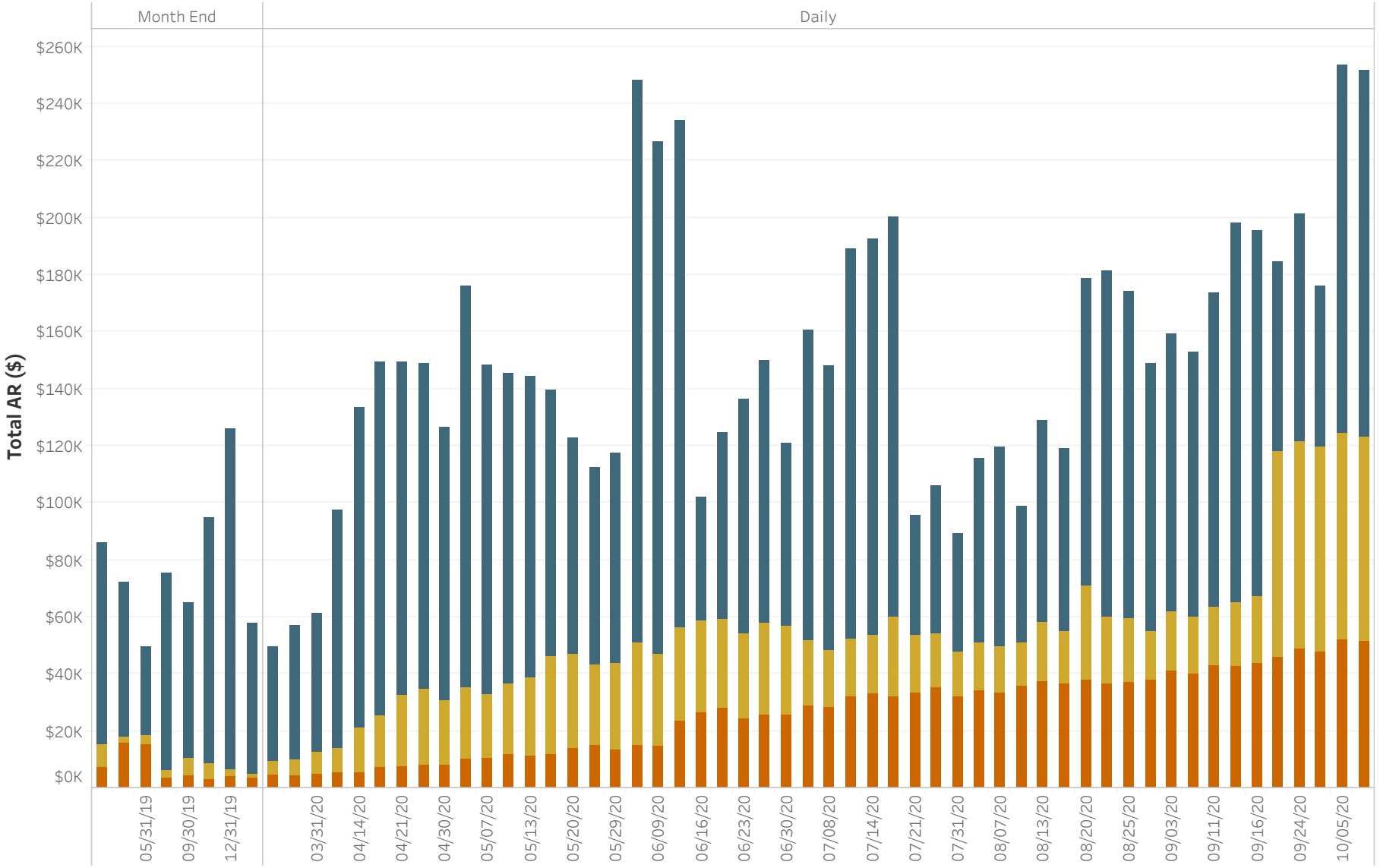


AR data as of 10/7/20. Data source is CIS via the AR Balance History SQL report. Only AR data for billing dates is included.

# Past Due AR in Dollars for Selected Revenue Classes:

**Large General Service, Medium General Service, Small General Service**
Balance Aging: 30 Days | 60 Days | 90+ Days

**Consumer Class Selection:**
All

**Revenue Class Selection:**
Multiple values

**Service Status:**
Inactive

| | Accounts | Dollars |
|---|---|---|
| **30 Days** | 3 | $244 |
| **60 Days** | 2 | $14,715 |
| **90+ Days** | 27 | $7,097 |
| Past Due | 32 | $22,056 |
| Total AR | 66 | $21,725 |

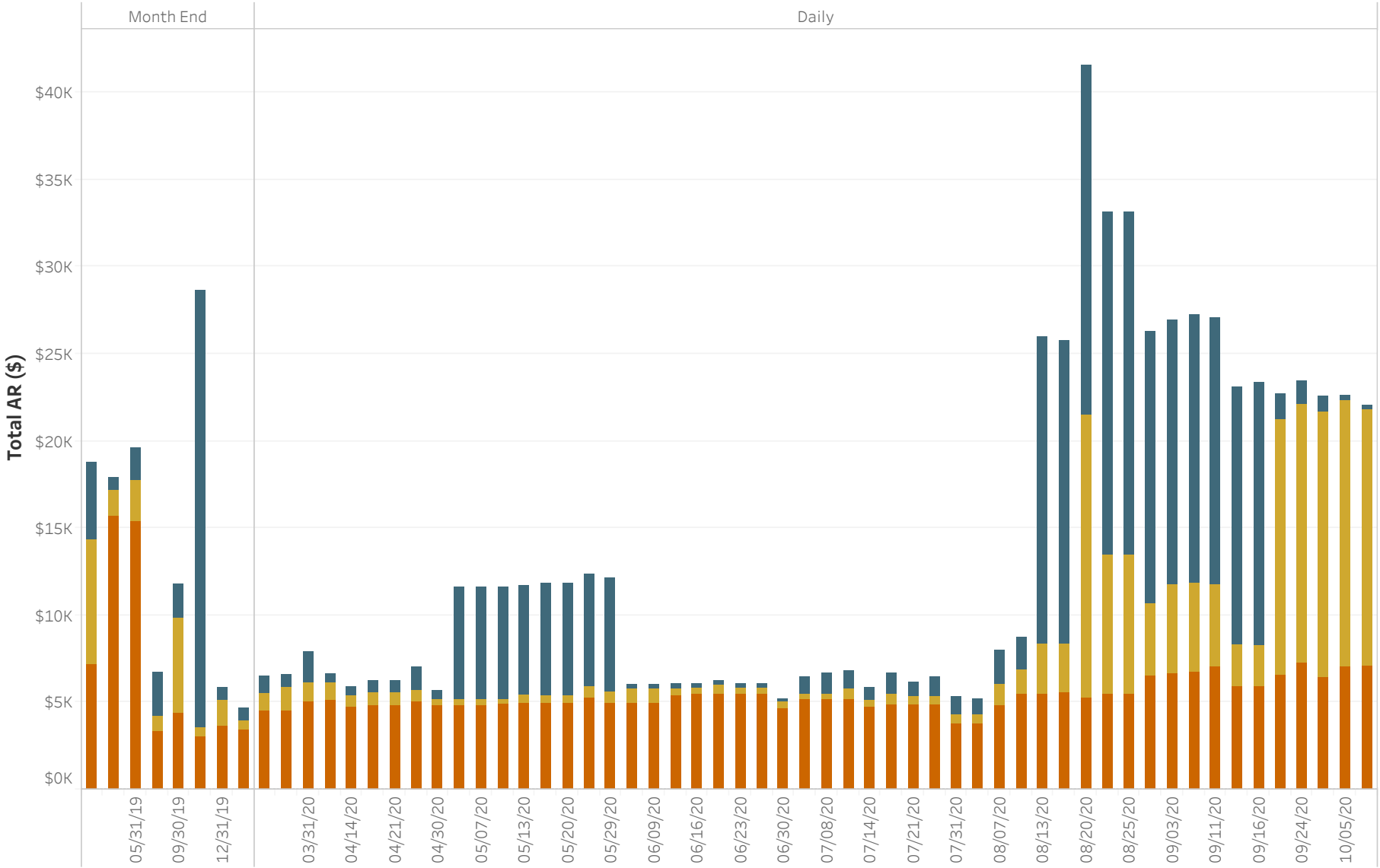


AR data as of 10/7/20. Data source is CIS via the AR Balance History SQL report. Only AR data for billing dates is included.

## Past Due AR in Dollars for Business Categories

### Small, Medium, and Large General Service

Service Status:
All

Past Due Balance Aging: 30 Days | 60 Days | 90+ Days

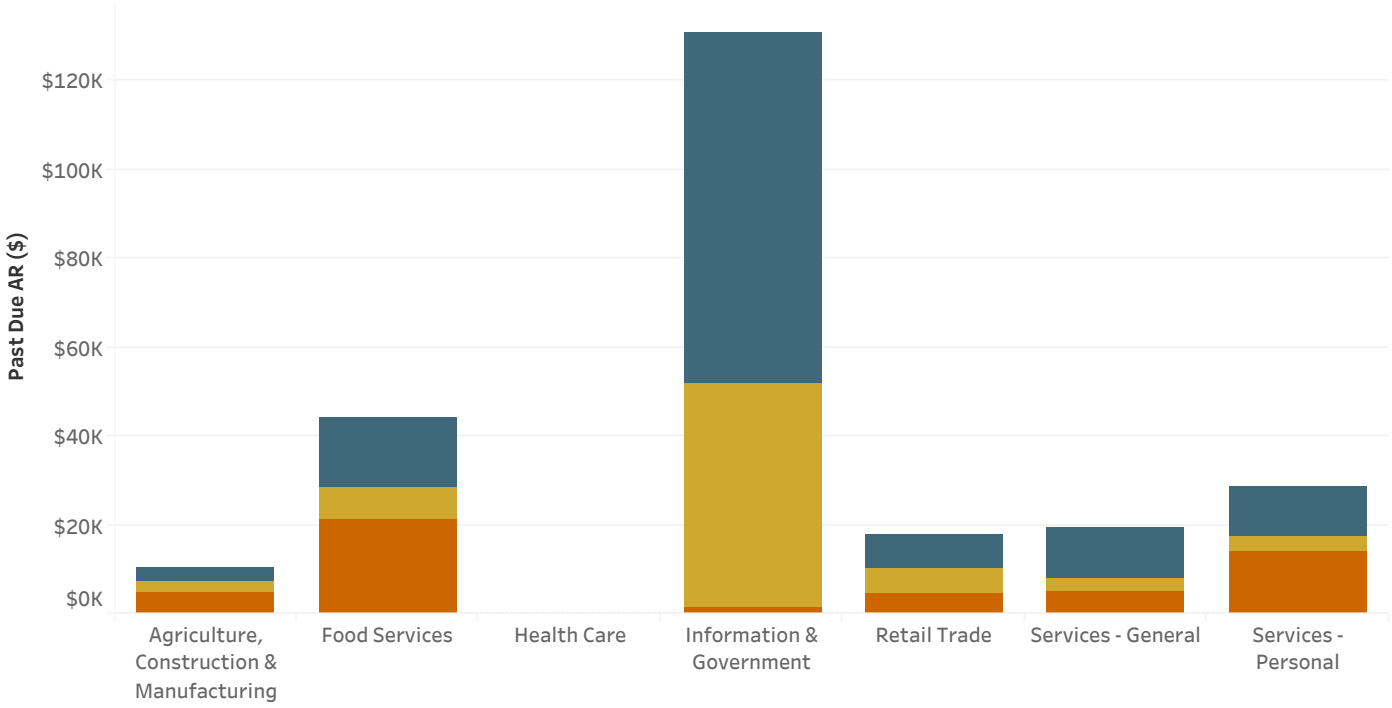


| Category | # of Accounts | # of Accounts (% of Total) | Total AR | Total AR (% of Total) | Past Due AR | 30 Day AR | 60 Day AR | 90+ Day AR |
|---|---|---|---|---|---|---|---|---|
| **Agriculture, Construction & Manufacturing** | 14 | 4% | $13,224 | 3% | $10,353 | $3,226 | $2,315 | $4,812 |
| **Food Services** | 37 | 11% | $63,786 | 17% | $44,208 | $15,706 | $7,225 | $21,277 |
| **Health Care** | 1 | 0% | $195 | 0% | $129 | $65 | $64 | $0 |
| **Information & Government** | 153 | 44% | $217,307 | 57% | $130,744 | $79,040 | $50,190 | $1,514 |
| **Retail Trade** | 38 | 11% | $25,056 | 7% | $18,024 | $7,903 | $5,363 | $4,758 |
| **Services - General** | 54 | 16% | $26,154 | 7% | $19,416 | $11,277 | $3,020 | $5,120 |
| **Services - Personal** | 50 | 14% | $35,645 | 9% | $28,693 | $11,327 | $3,209 | $14,157 |
| **Total** | **347** | **100%** | **$381,367** | **100%** | **$251,566** | **$128,543** | **$71,385** | **$51,638** |

1. AR Data as of 10/7/20.
2. References to Total represent the total in the report and may differ slightly from the sum of the categories due to rounding.
3. Examples of Information & Government businesses include government agencies and telecommunications.
4. Examples of Services - General businesses include automotive shops, consultants, cleaners, and real estate.
5. Examples of Services - Personal include gyms and salons.

# Past Due AR in Dollars for Business Categories

## Small, Medium, and Large General Service

**Service Status:**
Inactive

Past Due Balance Aging: 30 Days | 60 Days | 90+ Days

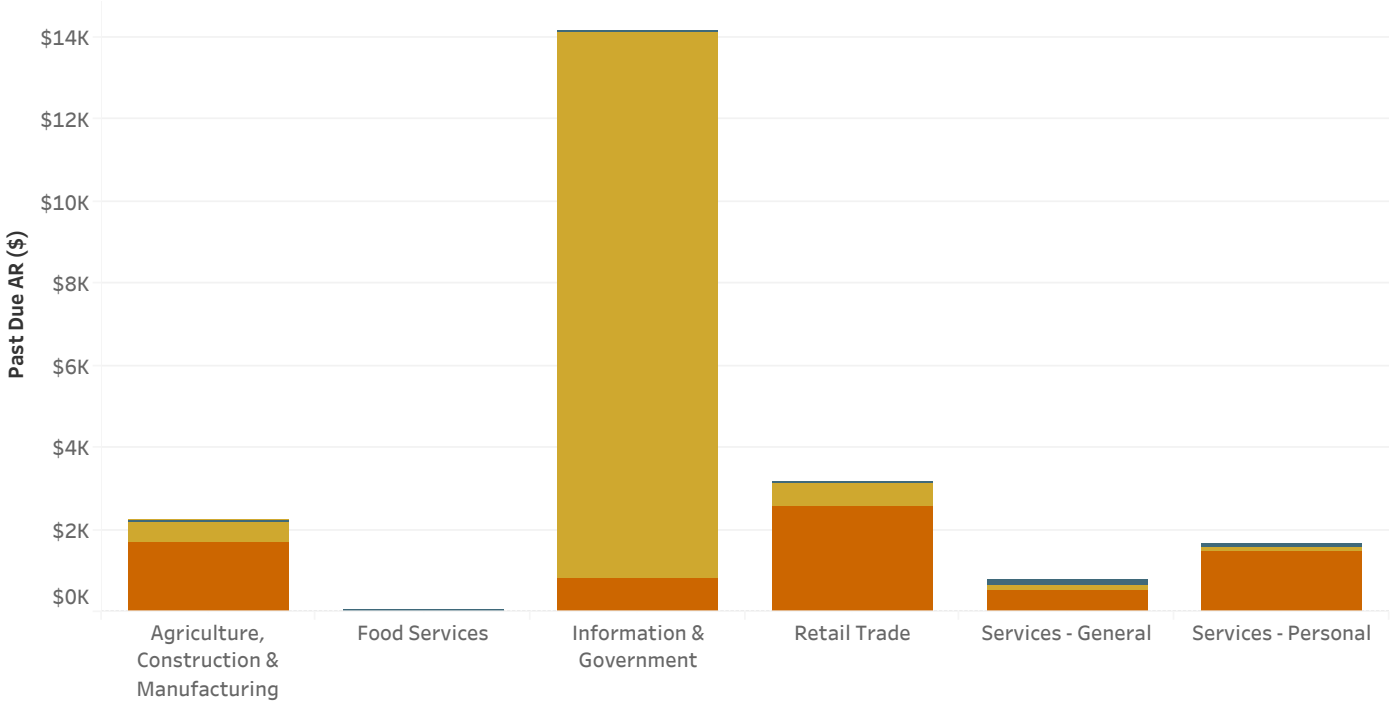


| Category | # of Accounts | # of Accounts (% of Total) | Total AR | Total AR (% of Total) | Past Due AR | 30 Day AR | 60 Day AR | 90+ Day AR |
|---|---|---|---|---|---|---|---|---|
| **Agriculture, Construction & Manufacturing** | 4 | 13% | $2,246 | 10% | $2,246 | $0 | $564 | $1,682 |
| **Food Services** | 1 | 3% | $33 | 0% | $33 | $0 | $0 | $33 |
| **Information & Government** | 4 | 13% | $14,152 | 64% | $14,152 | $0 | $13,334 | $818 |
| **Retail Trade** | 7 | 22% | $3,197 | 14% | $3,189 | $52 | $586 | $2,551 |
| **Services - General** | 7 | 22% | $790 | 4% | $781 | $121 | $131 | $530 |
| **Services - Personal** | 9 | 28% | $1,655 | 7% | $1,655 | $71 | $101 | $1,483 |
| **Total** | **32** | **100%** | **$22,073** | **100%** | **$22,056** | **$244** | **$14,715** | **$7,097** |

1. AR Data as of 10/7/20.
2. References to Total represent the total in the report and may differ slightly from the sum of the categories due to rounding.
3. Examples of Information & Government businesses include government agencies and telecommunications.
4. Examples of Services - General businesses include automotive shops, consultants, cleaners, and real estate.
5. Examples of Services - Personal include gyms and salons.

# Past Due Accounts by Dollar Amount Range (as of 10/7/2020)

## # of Accounts | $ Amount

Accounts are sorted into past due amount ranges listed across the bottom.
Each range is lableled by the maximum value; the minimum value begins where the previous range leaves off.
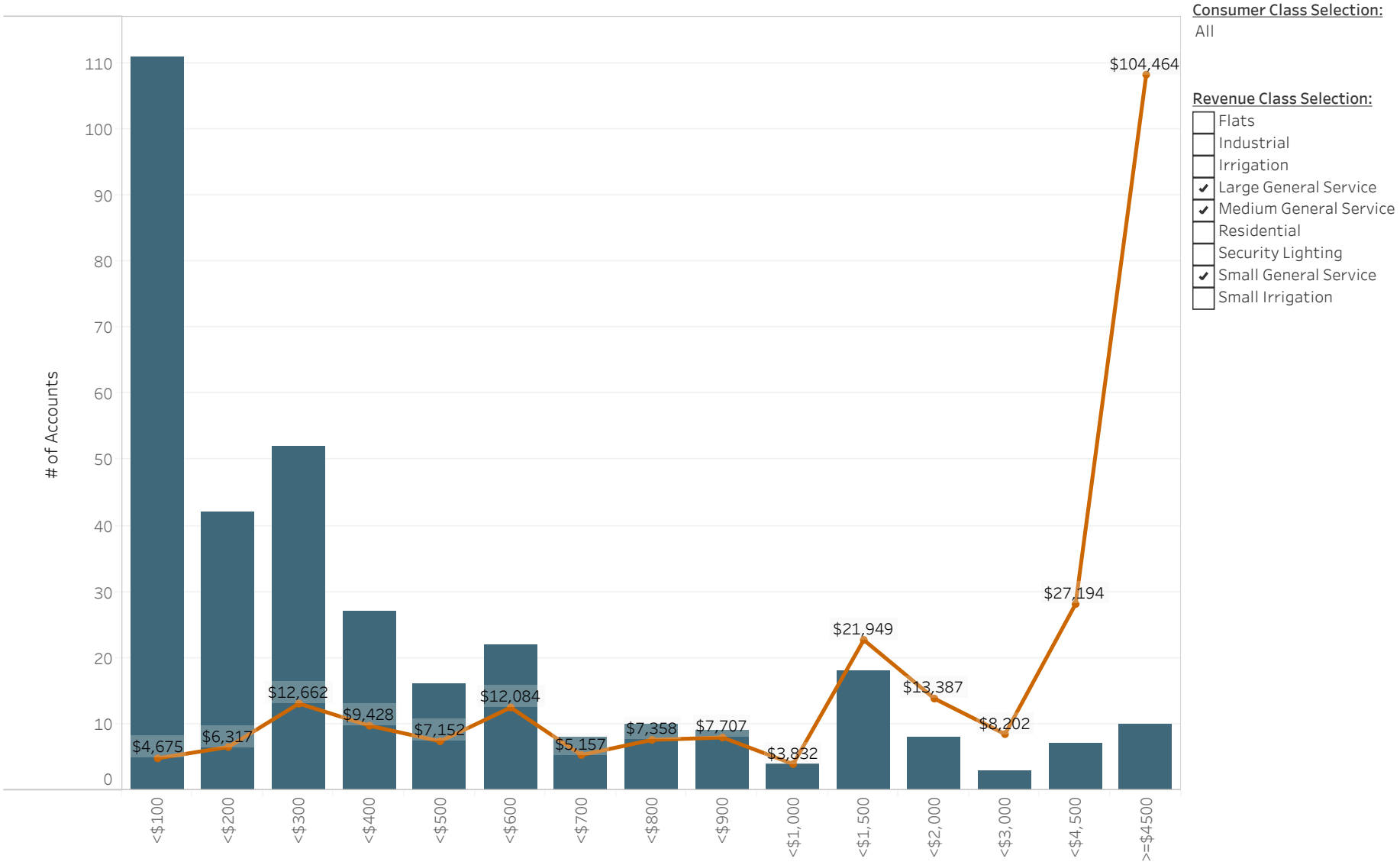
| | Customers | Accounts | Past Due |
|---|---|---|---|
| Small General Service | 144 | 315 | $123,310 |
| Medium General Service | 20 | 30 | $78,187 |
| Large General Service | 2 | 2 | $50,069 |
| **Total** | **157** | **347** | **$251,566** |